SDVV

SDVV BEARING

SDVV

BEARING
PRODUCT CATALOG



DEEP GROOVE BALL BEARING

Deep groove ball bearing is the most common type of rolling bearings.

The basic deep groove ball bearing is composed of an outer ring, an inner ring, a group of steel balls and a group of retaining structures. There are two types of deep groove ball bearings: single row and double row. The deep groove ball structure is also divided into sealed and open structures. Open type means that the bearing does not have a sealed structure, and the sealed deep groove ball is divided into dust seal and oil seal. The material of the dust–proof sealing cover is steel plate stamping, which only plays a simple role in preventing dust from entering the bearing raceway. The oil proof type is a contact oil seal, which can effectively prevent the grease in the bearing from overflowing.

The type code of single row deep groove ball bearing is 6, and the code of double row deep groove ball bearing is 4. With simple structure and convenient use, it is the most popular and widely used bearing.

SDVV BEARING

深沟球轴承
Deep groove ball bearing



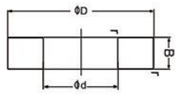

轴承型号	基本尺寸 (mm) Dimension			基本载荷 (mm) Dimension		重量
Bearing Designation	d	D	T	r (min)	r1 (min)	Weight
6000 ZZ	10	26	8	0.3	0.3	0.019
6000 2RS	10	26	8	0.3	0.3	0.019
6200 ZZ	10	30	9	0.6	0.6	0.032
6200 2RS	10	30	9	0.6	0.6	0.032
6300 ZZ	10	35	11	0.6	0.6	0.053
6300 2RS	20	35	11	0.6	0.6	0.053
6001 ZZ	12	28	8	0.3	0.3	0.022
6001 2RS	12	28	8	0.3	0.3	0.022
6201 ZZ	12	32	10	0.6	0.6	0.037
6201 2RS	12	32	10	0.6	0.6	0.037
6301 ZZ	12	37	12	1	1	0.060
6301 2RS	12	37	12	1	1	0.060
6002 ZZ	15	32	9	0.3	0.3	0.030
6002 2RS	15	32	9	0.3	0.3	0.036
6202 ZZ	15	35	11	0.6	0.6	0.045
6202 2RS	15	35	11	0.6	0.6	0.045
6302 ZZ	15	42	13	1	1	0.082
6302 2RS	15	42	13	1	1	0.082
6003 ZZ	17	35	10	0.3	0.3	0.039
6003 2RS	17	35	10	0.3	0.3	0.039
6203 ZZ	17	40	12	0.6	0.6	0.065
6203 2RS	17	40	10	0.6	0.6	0.065
6303 ZZ	17	47	14	1	1	0.115
6303 2RS	17	47	14	1	1	0.115
6004 ZZ	20	42	12	0.6	0.6	0.069
6004 2RS	20	42	12	0.6	0.6	0.069
6204 ZZ	20	47	14	1	1	0.106
6204 2RS	20	47	14	1	1	0.106
6304 ZZ	20	52	15	1.1	1.1	0.144
6304 2RS	20	52	15	1.1	1.1	0.144
6005 ZZ	25	47	12	0.6	0.6	0.080
6005 2RS	25	47	12	0.6	0.6	0.080
6205 ZZ	25	52	15	1	1	0.128
6205 2RS	25	52	15	1	1	0.128
6305 ZZ	25	62	17	1.1	1.1	0.232
6305 2RS	25	62	17	1.1	1.1	0.232
6006 ZZ	30	55	13	1	1	0.116
6006 2RS	30	55	13	1	1	0.116
6206 ZZ	30	62	16	1	1	0.199
6206 2RS	30	62	16	1	1	0.199
6306 ZZ	30	72	19	1.1	1.1	0.346
6306 2RS	30	72	19	1.1	1.1	0.346
6007 ZZ	35	62	14	1	1	0.155
6007 2RS	35	62	14	1	1	0.155
6207 ZZ	35	72	17	1.1	1.1	0.288
6207 2RS	35	72	17	1.1	1.1	0.288
6307 ZZ	35	80	21	1.5	1.5	0.457
6307 2RS	35	80	21	1.5	1.5	0.457
6008 ZZ	40	68	15	1	1	0.192
6008 2RS	40	68	15	1	1	0.192

深沟球轴承
Deep groove ball bearing



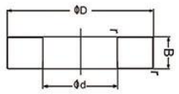

轴承型号	基本尺寸 (mm) Dimension			基本载荷 (mm) Dimension		重量
Bearing Designation	d	D	T	r (min)	r1 (min)	Weight
6208 ZZ	40	80	18	1.1	1.1	0.366
6208 2RS	40	80	18	1.1	1.1	0.366
6308 ZZ	40	90	23	1.5	1.5	0.633
6308 2RS	40	90	23	1.5	1.5	0.633
6009 ZZ	45	75	16	1	1	0.245
6009 2RS	45	75	16	1	1	0.245
6209 ZZ	45	85	19	1.1	1.1	0.407
6209 2RS	45	85	19	1.1	1.1	0.407
6209 2RS/C4	45	85	19	1.1	1.1	0.428
6309 ZZ	45	100	25	1.5	1.5	0.833
6309 2RS	45	100	25	1.5	1.5	0.833
6010 ZZ	50	80	19	1	1	0.261
6010 2RS	50	80	19	1	1	0.261
6210 ZZ	50	90	20	1.1	1.1	0.463
6210 2RS	50	90	20	1.1	1.1	0.463
6310 ZZ	50	110	27	2	2	1.070
6310 2RS	50	110	27	2	2	1.070
6011 ZZ	55	90	18	1.1	1.1	0.385
6011 2RS	55	960	18	1.1	1.1	0.385
6211 ZZ	55	100	21	1.5	1.5	0.607
6211 2RS	55	100	21	1.5	1.5	0.607
6311ZZ	55	120	29	2	2	1.370
6311 2RS	55	120	29	2	2	1.370
6012 ZZ	60	95	18	1.1	1.1	0.415
6012 2RS	60	95	18	1.1	1.1	0.415
6212 ZZ	60	110	22	1.5	1.5	0.783
6212 2RS	60	110	22	1.5	1.5	0.783
6312 ZZ	60	130	31	2.1	2.1	1.700
6312 2RS	60	130	31	2.1	2.1	1.700
6013 ZZ	65	100	18	1.1	1.1	0.435
6013 2RS	65	100	18	1.1	1.1	0.435
6213 ZZ	65	120	23	1.5	1.5	0.990
6213 2RS	65	120	23	1.5	1.5	0.990
6313 ZZ	65	140	33	2.1	2.1	2.080
6313 2RS	65	140	33	2.1	2.1	2.080
6214 ZZ	70	125	24	1.5	1.5	1.070
6214 2RS	70	125	24	1.5	1.5	1.007
6314 ZZ	70	150	35	2.1	2.1	2.520
6314 2RS	70	150	35	2.1	2.1	2.520
6215 ZZ	75	130	25	1.5	1.5	1.180
6215 2RS	75	130	25	1.5	1.5	1.180
6315 ZZ	75	160	37	2.1	2.1	3.020
6315 2RS	75	160	37	2.1	2.1	3.052
6021–2Z/C3	105	160	26	2	2	0.620
6026–2Z	130	200	33	2	2	3.960
6326–2ZC3	130	280	58	4	4	14.000
6028–2Z	140	210	33	2	2	3.900
6030Z	150	225	35	2.1	2.1	4.050
6030–2Z	150	225	35	2.1	2.1	4.140
6030–2Z/C3	150	225	35	2.1	2.1	4.140

SELF ALIGNING

BALL BEARING

SELF ALIGNING BALL BEARING

Self aligning ball bearings have two structures: cylindrical hole and conical hole. The material of cage includes steel plate, synthetic resin, etc. Its characteristic is that the outer ring race–way is spherical, with automatic centering, which can compen–sate the errors caused by different centrality and shaft deflection, but the relative inclination of its inner and outer rings shall not exceed 3 degrees.

SDVV BEARING

1200 系列 Series

轴承型号 Bearing Model	基本尺寸 Basic Size			基本额定负荷 Basic Load Rating		极限转速 Limiting Speed		重量 Weight	配套紧定套及推卸套 Adapter sleeve and Withdrawal sleeve
				动负荷 dynamic	静负荷 static	脂 grease	油 oil		
	d	D	B	C	C0				
	mm			KN		r/min		kg	
108	8	22	7						
108TN	8	22	7						
126	6	19	6						
126TN	6	19	6						
127	7	22	7						
127TN	7	22	7						
129	9	26	8						
129TN	9	26	8						
1200	10	30	9	4.3	1.35	15000	19000	0.035	
1200TN	10	30	9	4.3	1.35	15000	19000	0.035	
1201	12	32	10	4.35	1.5	14000	18000	0.042	
1201TN	12	32	10	4.35	1.5	14000	18000	0.042	
1202	15	35	11	5.85	2.05	13000	17000	0.051	
1202TN	15	35	11	5.85	2.05	13000	17000	0.051	
1203	17	40	12	6.2	2.45	12000	16000	0.076	
1203TN	17	40	12	6.2	2.45	12000	16000	0.076	
1204	20	47	14	7.8	3.25	10000	14000	0.119	
1204TN	20	47	14	7.8	3.25	10000	14000	0.119	
1204K	20	47	14	7.8	3.25	10000	14000	0.119	H204 AH204
1204KTN	20	47	14	7.8	3.25	10000	14000	0.119	H204 AH204
11204	20	47							
11204TN	20	47							
1205	25	52	15	9.5	4.1	9000	12000	0.144	
1205TN	25	52	15	9.5	4.1	9000	12000	0.144	
1205K	25	52	15	9.5	4.1	9000	12000	0.140	H205 AH205
1205KTN	25	52	15	9.5	4.1	9000	12000	0.140	H205 AH205
11205	25	52							
11205TN	25	52							
1206	30	62	16	12.3	5.9	7500	9500	0.226	
1206TN	30	62	16	12.3	5.9	7500	9500	0.226	
1206K	30	62	16	12.3	5.9	7500	9500	0.222	H206 AH206
1206KTN	30	62	16	12.3	5.9	7500	9500	0.222	H206 AH206
11206	30	62							
11206TN	30	62							
1207	35	72	17	12.4	6.75	6700	8500	0.318	
1207TN	35	72	17	12.4	6.75	6700	8500	0.318	
1207K	35	72	17	12.4	6.75	6700	8500	0.315	H207 AH207
1207KTN	35	72	17	12.4	6.75	6700	8500	0.315	H207 AH207
11207	35	72							
11207TN	35	72							
1208	40	80	18	15	8.7	6300	8000	0.411	
1208TN	40	80	18	15	8.7	6300	8000	0.411	

1200 系列 Series

轴承型号 Bearing Model	基本尺寸 Basic Size			基本额定负荷 Basic Load Rating		极限转速 Limiting Speed		重量 Weight	配套紧定套及推卸套 Adapter sleeve and Withdrawal sleeve
				动负荷 dynamic	静负荷 static	脂 grease	油 oil		
	d	D	B	C	C0				
	mm			KN		r/min		kg	
1208K	40	80	18	15	8.7	6300	8000	0.410	H208 AH208
1208KTN	40	80	18	15	8.7	6300	8000	0.410	H208 AH208
11208	40	80							
11208TN	40	80							
1209	45	85	19	17.1	9.75	5600	7000	0.490	
1209TN	45	85	19	17.1	9.75	5600	7000	0.490	
1209K	45	85	19	17.1	9.75	5600	7000	0.485	H209 AH209
1209KTN	45	85	19	17.1	9.75	5600	7000	0.485	H209 AH209
11209	45	85							
11209TN	45	85							
1210	50	90	20	17.8	10	5300	6700	0.545	
1210TN	50	90	20	17.8	10	5300	6700	0.545	
1210K	50	90	20	17.8	10	5300	6700	0.535	H210 AH210
1210KTN	50	90	20	17.8	10	5300	6700	0.535	H210 AH210
11210	*50*	*90*							
11210TN	50	90							
1211	55	100	21	21	13.5	4800	6000	0.722	
1211TN	55	100	21	21	13.5	4800	6000	0.722	
1211K	55	100	21	21	13.5	4800	6000	0.709	H211 AH211
1211KTN	55	100	21	21	13.5	4800	6000	0.709	H211 AH211
11211	55	100							
11211TN	55	100							
1212	60	110	22	23.6	15.9	4500	5600	0.895	
1212TN	60	110	22	23.6	15.9	4500	5600	0.895	
1212K	60	110	22	23.6	15.9	4500	5600	0.877	H212 AH212
1212KTN	60	110	22	23.6	15.9	4500	5600	0.877	H212 AH212
11212	60	110							
11212TN	60	110							
1213	65	120	23	24.3	17.5	4000	5000	0.920	
1213TN	65	120	23	24.3	17.5	4000	5000	0.920	
1213K	65	120	23	24.3	17.5	4000	5000	0.900	H213 AH213
1213KTN	65	120	23	24.3	17.5	4000	5000	1.900	H213 AH213
1214	70	125	24	27.1	19.1	3800	4800	1.290	
1214TN	70	125	24	27.1	19.1	3800	4800	1.290	
1214K	70	125	24	27.1	19.1	3800	4800	1.260	H214 AH214
1214KTN	70	125	24	27.1	19.1	3800	4800	1.260	H214 AH214
1215	75	130	25	30.5	21.8	3600	4500	1.350	
1215TN	75	130	25	30.5	21.8	3600	4500	1.350	
1215K	75	130	25	30.5	21.8	3600	4500	1.300	H215 AH215
1215KTN	75	130	25	30.5	21.8	3600	4500	1.300	H215 AH215
1216	80	140	26	31.2	24	3400	4300	1.690	
1216TN	80	140	26	31.2	24	3400	4300	1.690	

SDVV BEARING

1200 系列 Series

轴承型号 Bearing Model	基本尺寸 Basic Size			基本额定负荷 Basic Load Rating		极限转速 Limiting Speed		重量 Weight	配套紧定套及推卸套 Adapter sleeve and Withdrawal sleeve
				动负荷 dynamic	静负荷 static	脂 grease	油 oil		
	d	D	B	C	C0				
	mm			KN		r/min		kg	
1216K	80	140	26	31.2	24	3400	4300	1.600	H216 AH216
1216KTN	80	140	26	31.2	24	3400	4300	1.600	H216 AH216
1217	85	150	28	38.4	29	3200	4000	2.100	
1217TN	85	150	28	38.4	29	3200	4000	2.100	
1217K	85	150	28	38.4	29	3200	4000	2.070	H217 AH217
1217KTN	85	150	28	38.4	29	3200	4000	2.070	H217 AH217
1217M	85	150	28	38.4	29	3200	4000	2.150	
1218	90	160	30	44.5	32.4	3000	3800	2.440	
1218TN	90	160	30	44.5	32.4	3000	3800	2.440	
1218K	90	160	30	44.5	32.4	3000	3800	2.400	H218 AH218
1218KTN	90	160	30	44.5	32.4	3000	3800	2.400	H218 AH218
1219	95	170	32	49.8	37.3	2800	3600	3.060	
1219K	95	170	32	49.8	37.3	2800	3600	3.020	H219 AH219
1220	100	180	34	53.9	41.2	2600	3400	3.700	
1220K	100	180	34	53.9	41.2	2600	3400	3.670	H220 AH220
1221	105	190	36			2400	3200	4.700	
1221K	105	190	36			2400	3200	4.630	H221 AH221
1222	110	200	38	78.5	51	2200	3000	5.200	
1222K	110	200	38	78.5	51	2200	3000	5.100	H222 AH222
1224									
1224M									
1224KM									H224 AH224
1226									
1226M									
1228									
1228M									

1300 系列 Series

轴承型号 Bearing Model	基本尺寸 Basic Size			基本额定负荷 Basic Load Rating		极限转速 Limiting Speed		重量 Weight	配套紧定套及推卸套 Adapter sleeve and Withdrawal sleeve
				动负荷 dynamic	静负荷 static	脂 grease	油 oil		
	d	D	B	C	C0				
	mm			KN		r/min		kg	
1300	10	35	11	5.65	1.85	14000	18000	0.030	
1300TN	10	35	11	5.65	1.85	14000	18000	0.030	
1301	12	37	12	7.4	2.4	13000	17000	0.070	
1301TN	12	37	12	7.4	2.4	13000	17000	0.070	
1302	15	42	13	7.45	2.7	12000	16000	0.100	
1302TN	15	42	13	7.45	2.7	12000	16000	0.100	
1303	17	47	14	9.8	3.75	11000	15000	0.140	
1303TN	17	47	14	9.8	3.75	11000	15000	0.140	
1304	20	52	15	11.7	4.1	9500	13000	0.170	
1304TN	20	52	15	11.7	4.1	9500	13000	0.170	
1305	25	62	17	14.1	6.1	8000	10000	0.260	
1305TN	25	62	17	14.1	6.1	8000	10000	0.260	
1305K	25	62	17	14.1	6.1	8000	10000	0.260	H305
1305KTN	25	62	17	14.1	6.1	8000	10000	0.260	H305
1306	30	72	19	16.7	7.9	7000	9000	0.398	
1306TN	30	72	19	16.7	7.9	7000	9000	0.398	
1306K	30	72	19	16.7	7.9	7000	9000	0.398	H306
1306KTN	30	72	19	16.7	7.9	7000	9000	0.398	H306
1307	35	80	21	19.7	10	6300	8000	0.537	
1307TN	35	80	21	19.7	10	6300	8000	0.537	
1307K	35	80	21	19.7	10	6300	8000	0.529	H307
1307KTN	35	80	21	19.7	10	6300	8000	0.529	H307
1308	40	90	23	23.3	12.4	5600	7000	0.706	
1308TN	40	90	23	23.3	12.4	5600	7000	0.706	
1308K	40	90	23	23.3	12.4	5600	7000	0.693	H308 AH308
1308KTN	40	90	23	23.3	12.4	5600	7000	0.693	H308 AH308
11308	40	90							
11308TN	40	90							
1309	45	100	25	29.9	16.2	5000	6300	0.962	
1309TN	45	100	25	29.9	16.2	5000	6300	0.962	
1309K	45	100	25	29.9	16.2	5000	6300	0.950	H309 AH309
1309KTN	45	100	25	29.9	16.2	5000	6300	0.950	H309 AH309
1310	50	110	27	33.9	17.8	4800	6000	1.210	
1310TN	50	110	27	33.9	17.8	4800	6000	1.210	
1310K	50	110	27	33.9	17.8	4800	6000	1.100	H310 AH310
1310KTN	50	110	27	33.9	17.8	4800	6000	1.100	H310 AH310
1310M	50	110	27	33.9	17.8	4800	6000	1.100	
1311	55	120	29	40.3	22.9	4300	5300	1.580	
1311TN	55	120	29	40.3	22.9	4300	5300	1.580	
1311K	55	120	29	40.3	22.9	4300	5300	1.560	H311 AH311
1311KTN	55	120	29	40.3	22.9	4300	5300	1.560	H311 AH311
1312	60	130	31	44.9	27.1	4000	5000	1.960	

1300 系列 Series

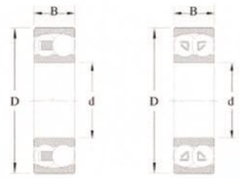

轴承型号 Bearing Model	基本尺寸 Basic Size			基本额定负荷 Basic Load Rating		极限转速 Limiting Speed		重量 Weight	配套紧定套及推卸套 Adapter sleeve and Withdrawal sleeve
				动负荷 dynamic	静负荷 static	脂 grease	油 oil		
	d	D	B	C	C0				
	mm			KN		r/min		kg	
1312TN	60	130	31	44.9	27.1	4000	5000	1.960	
1312K	60	130	31	44.9	27.1	4000	5000	1.870	H312 AH312
1312KTN	60	130	31	44.9	27.1	4000	5000	1.870	H312 AH312
1313	65	140	33	48.6	29.9	3600	4500	2.390	
1313TN	65	140	33	48.6	29.9	3600	4500	2.390	
1313K	65	140	33	48.6	29.9	3600	4500	2.370	H313 AH313
1313KTN	65	140	33	48.6	29.9	3600	4500	2.370	H313 AH313
1314	70	150	35	58.3	35.9	3400	4300	2.983	
1314TN	70	150	35	58.3	35.9	3400	4300	2.983	
1314K	70	150	35	58.3	35.9	3400	4300	2.970	H314 AH314
1314KTN	70	150	35	58.3	35.9	3400	4300	2.970	H314 AH314
1315	75	160	37	62.1	39.1	3200	4000	3.550	
1315TN	75	160	37	62.1	39.1	3200	4000	3.550	
1315K	75	160	37	62.1	39.1	3200	4000	3.490	H315 AH315
1315KTN	75	160	37	62.1	39.1	3200	4000	3.490	H315 AH315
1316	80	170	39	69.4	43	3000	3800	4.190	
1316TN	80	170	39	69.4	43	3000	3800	4.190	
1316K	80	170	39	69.4	43	3000	3800	4.060	H316 AH316
1316KTN	80	170	39	69.4	43	3000	3800	4.060	H316 AH316
1317	85	180	41	76.8	49.5	2800	3600	4.950	
1317M	85	180	41	76.8	49.5	2800	3600	5.110	
1317K	85	180	41	76.8	49.5	2800	3600	4.880	H317 AH317
1318	90	190	43	91.2	57.2	2600	3400	5.990	
1318M	90	190	43	91.2	57.2	2600	3400	6.150	
1318K	90	190	43	91.2	57.2	2600	3400	5.500	H318 AH318
1319	95	200	45	103	65.1	2400	3200	6.980	
1319K	95	200	45	103	65.1	2400	3200	6.850	H319 AH319
1319M	95	200	45	103	65.1	2400	3200	6.980	
1319KM	95	200	45	103	65.1	2400	3200	6.920	H319 AH319
1320	100	215	47	112	73.4	2000	2800	8.640	
1320K	100	215	47	112	73.4	2000	2800	8.640	H320 AH320
1320M	100	215	47	112	73.4	2000	2800	8.840	
1320KM	100	215	47	112	73.4	2000	2800	8.790	
1321	105	225	49						
1321K	105	225	49						H321 AH321
1321M	105	225	49						
1322	110	240	50	153	86	1800	2400	12.000	
1322K	110	240	50	153	86	1800	2400	11.900	H322
1322M	110	240	50	153	86	1800	2400	12.100	
1324	120								
1324M	120								

2200 系列 Series

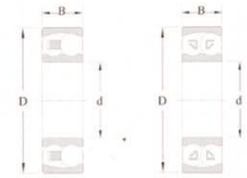

轴承型号 Bearing Model	基本尺寸 Basic Size			基本额定负荷 Basic Load Rating		极限转速 Limiting Speed		重量 Weight	配套紧定套及推卸套 Adapter sleeve and Withdrawal sleeve
				动负荷 dynamic	静负荷 static	脂 grease	油 oil		
	d	D	B	C	C0				
	mm			KN		r/min		kg	
2200	10	30	14	5.6	1.75	15000	19000	0.050	
2200TN	10	30	14	5.6	1.75	15000	19000	0.050	
2200-2RS	10	30	14	5.6	1.75	15000	19000	0.050	
2201	12	32	14	5.8	1.95	14000	18000	0.055	
2201TN	12	32	14	5.8	1.95	14000	18000	0.055	
2201-2RS	12	32	14	5.8	1.95	14000	18000	0.055	
2202	15	35	14	6	2.2	13000	17000	0.060	
2202TN	15	35	14	6	2.2	13000	17000	0.060	
2202-2RS	15	35	14	6	2.2	13000	17000	0.060	
2203	17	40	16	7.65	2.8	12000	16000	0.090	
2203TN	17	40	16	7.65	2.8	12000	16000	0.090	
2203-2RS	17	40	16	7.65	2.8	12000	16000	0.090	
2204	20	47	18	9.8	3.96	10000	14000	0.152	
2204TN	20	47	18	9.8	3.96	10000	14000	0.152	
2204-2RS	20	47	18	9.8	3.96	10000	14000	0.152	
2205	25	52	18	10.9	4.35	9000	12000	0.187	
2205TN	25	52	18	10.9	4.35	9000	12000	0.187	
2205K	25	52	18	10.9	4.35	9000	12000	0.160	H305
2205KTN	25	52	18	10.9	4.35	9000	12000	0.160	H305
2205-2RS	25	52	18	10.9	4.35	9000	12000	0.187	
2206	30	62	20	12	5.8	7500	9500	0.260	
2206TN	30	62	20	12	5.8	7500	9500	0.260	
2206K	30	62	20	12	5.8	7500	9500	0.145	H306
2206KTN	30	62	20	12	5.8	7500	9500	0.145	H306
2206-2RS	30	62	20	12	5.8	7500	9500	0.260	
2207	35	72	23	17	8.4	6700	8500	0.441	
2207TN	35	72	23	17	8.4	6700	8500	0.441	
2207K	35	72	23	17	8.4	6700	8500	0.400	H307
2207KTN	35	72	23	17	8.4	6700	8500	0.400	H307
2207-2RS	35	72	23	17	8.4	6700	8500	0.441	
2208	40	80	23	17.6	9.65	6300	8000	0.530	
2208TN	40	80	23	17.6	9.65	6300	8000	0.530	
2208K	40	80	23	17.6	9.65	6300	8000	0.519	H308 AH308
2208KTN	40	80	23	17.6	9.65	6300	8000	0.519	H308 AH308
2208-2RS	40	80	23	17.6	9.65	6300	8000	0.530	
2209	45	85	23	18.2	10.9	5600	7000	0.553	
2209TN	45	85	23	18.2	10.9	5600	7000	0.553	
2209K	45	85	23	18.2	10.9	5600	7000	0.550	H309 AH309
2209KTN	45	85	23	18.2	10.9	5600	7000	0.550	H309 AH309
2209-2RS	45	85	23	18.2	10.9	5600	7000	0.553	
2210	50	90	23	19.5	11.5	5300	6700	0.545	
2210TN	50	90	23	19.5	11.5	5300	6700	0.545	

2200 系列 Series

轴承型号 Bearing Model	基本尺寸 Basic Size			基本额定负荷 Basic Load Rating		极限转速 Limiting Speed		重量 Weight	配套紧定套及推卸套 Adapter sleeve and Withdrawal sleeve
				动负荷 dynamic	静负荷 static	脂 grease	油 oil		
	d	D	B	C	C0				
	mm			KN		r/min		kg	
2210K	50	90	23	19.5	11.5	5300	6700	0.535	H310 AH310
2210KTN	50	90	23	19.5	11.5	5300	6700	0.535	H310 AH310
2210-2RS	50	90	23	19.5	11.5	5300	6700	0.535	
2211	55	100	25	21	13.5	4800	6000	0.824	
2211TN	55	100	25	21	13.5	4800	6000	0.824	
2211K	55	100	25	21	13.5	4800	6000	0.820	H311 AH311
2211KTN	55	100	25	21	13.5	4800	6000	0.820	H311 AH311
2211-2RS	55	100	25	21	13.5	4800	6000	0.824	
2212	60	110	28	26.8	17	4500	5600	1.160	
2212TN	60	110	28	26.8	17	4500	5600	1.160	
2212K	60	110	28	26.8	17	4500	5600	1.090	H312 AH312
2212KTN	60	110	28	26.8	17	4500	5600	1.090	H312 AH312
2212-2RS	60	110	28	26.8	17	4500	5600	1.160	
2213	65	120	31	34.2	21.9	4000	5000	1.500	
2213TN	65	120	31	34.2	21.9	4000	5000	1.500	
2213K	65	120	31	34.2	21.9	4000	5000	1.460	H313 AH313
2213KTN	65	120	31	34.2	21.9	4000	5000	1.460	H313 AH313
2213-2RS	65	120	31	34.2	21.9	4000	5000	1.500	
2214	70	125	31	34.4	23.2	3800	4800	1.630	
2214TN	70	125	31	34.4	23.2	3800	4800	1.630	
2214K	70	125	31	34.4	23.2	3800	4800	1.520	H314 AH314
2214KTN	70	125	31	34.4	23.2	3800	4800	1.520	H314 AH314
2214-2RS	70	125	31	34.4	23.2	3800	4800	1.630	
2215	75	135	31	34.7	24.4	3600	4500	1.710	
2215TN	75	135	31	34.7	24.4	3600	4500	1.710	
2215K	75	135	31	34.7	24.4	3600	4500	1.600	H315 AH315
2215KTN	75	135	31	34.7	24.4	3600	4500	1.600	H315 AH315
2215-2RS	75	135	31	34.7	24.4	3600	4500	1.710	
2216	80	140	33	38.2	27.4	3400	4300	2.190	
2216TN	80	140	33	38.2	27.4	3400	4300	2.190	
2216K	80	140	33	38.2	27.4	3400	4300	2.150	H316 AH316
2216KTN	80	140	33	38.2	27.4	3400	4300	2.150	H316 AH316
2216-2RS	80	140	33	38.2	27.4	3400	4300	2.190	
2217	85	150	36	45.7	32.1	3200	4000	2.530	
2217K	85	150	36	45.7	32.1	3200	4000	2.480	H317 AH317
2218	90	160	40	55	38.8	3000	3800	3.220	
2218K	90	160	40	55	38.8	3000	3800	3.160	H318 AH318
2219	95	170	43	70.2	45	2800	3600	4.200	
2219K	95	170	43	70.2	45	2800	3600	4.100	H319 AH319
2220	100	180	46	85.5	52	2600	3400	4.610	
2220K	100	180	46	85.5	52	2600	3400	4.500	H320 AH320
2220M	100	180	46	85.5	52	2600	3400	4.710	

2200 系列 Series

轴承型号 Bearing Model	基本尺寸 Basic Size			基本额定负荷 Basic Load Rating		极限转速 Limiting Speed		重量 Weight	配套紧定套及推卸套 Adapter sleeve and Withdrawal sleeve
				动负荷 dynamic	静负荷 static	脂 grease	油 oil		
	d	D	B	C	C0				
	mm			KN		r/min		kg	
2221	105	190	50	102	65	2400	3200		
2221K	105	190	50	102	65	2400	3200		H321 AH321
2222	110	200	53	117	5271	2000	2800	7.160	
2222K	110	200	53	117	5271	2000	2800	7.000	H322 AH322
2222M	110	200	53	117	5271	2000	2800	7.420	
2224									
2224M									
2228M									

2300 系列 Series

轴承型号 Bearing Model	基本尺寸 Basic Size			基本额定负荷 Basic Load Rating		极限转速 Limiting Speed		重量 Weight	配套紧定套及推卸套 Adapter sleeve and Withdrawal sleeve
				动负荷 dynamic	静负荷 static	脂 grease	油 oil		
	d	D	B	C	C0				
	mm			KN		r/min		kg	
2301	12	37	17	8.65	2.55	14000	18000	0.090	
2301TN	12	37	17	8.65	2.55	14000	18000	0.090	
2301-2RS	12	37	17	8.65	2.55	14000	18000	0.090	
2302	15	42	17	9.4	3.3	12000	16000	0.110	
2302TN	15	42	17	9.4	3.3	12000	16000	0.110	
2302-2RS	15	42	17	9.4	3.3	12000	16000	0.110	
2303	17	47	19	11.3	4.1	11000	15000	0.170	
2303TN	17	47	19	11.3	4.1	11000	15000	0.170	
2303-2RS	17	47	19	11.3	4.1	11000	15000	0.170	
2304	20	52	21	14.2	5.4	9500	13000	0.219	
2304TN	20	52	21	14.2	5.4	9500	13000	0.219	
2304-2RS	20	52	21	14.2	5.4	9500	13000	0.219	
2305	25	62	24	19.2	7.6	8000	10000	0.350	
2305TN	25	62	24	19.2	7.6	8000	10000	0.350	
2305K	25	62	24	19.2	7.6	8000	10000	0.350	H2303 AH2305
2305KTN	25	62	24	19.2	7.6	8000	10000	0.350	H2305 AH2305
2305-2RS	25	62	24	19.2	7.6	8000	10000	0.350	
2305M	25	62	24	19.2	7.6	8000	10000	0.350	
2306	30	72	27	24.6	10.2	7000	9000	0.520	
2306TN	30	72	27	24.6	10.2	7000	9000	0.520	
2306K	30	72	27	24.6	10.2	7000	9000	0.520	H2306 AH2306
2306KTN	30	72	27	24.6	10.2	7000	9000	0.520	H2306 AH2306
2306-2RS	30	72	27	24.6	10.2	7000	9000	0.520	
2306M	30	72	27	24.6	10.2	7000	9000	0.520	
2307	35	80	31	30.9	13	6300	8000	0.680	
2307TN	35	80	31	30.9	13	6300	8000	0.680	
2307K	35	80	31	30.9	13	6300	8000	0.680	H2307 AH2307
2307KTN	35	80	31	30.9	13	6300	8000	0.680	H2307 AH2307
2307-2RS	35	80	31	30.9	13	6300	8000	0.680	
2307M	35	80	31	30.9	13	6300	8000	0.680	
2308	40	90	33	35.1	16	5600	7000	0.960	
2308TN	40	90	33	35.1	16	5600	7000	0.960	
2308K	40	90	33	35.1	16	5600	7000	0.940	H2308 AH2308
2308KTN	40	90	33	35.1	16	5600	7000	0.940	H2308 AH2308
2308-2RS	40	90	33	35.1	16	5600	7000	0.960	
2308M	40	90	33	35.1	16	5600	7000	0.940	
2309	45	100	36	42.4	19.8	5000	6300	1.300	
2309TN	45	100	36	42.4	19.8	5000	6300	1.300	
2309K	45	100	36	42.4	19.8	5000	6300	1.260	H2309 AH2309
2309KTN	45	100	36	42.4	19.8	5000	6300	1.260	H2309 AH2309
2309-2RS	45	100	36	42.4	19.8	5000	6300	1.300	
2310	50	110	40	50.4	23.9	4800	6000	1.700	

2300 系列 Series

轴承型号 Bearing Model	基本尺寸 Basic Size			基本额定负荷 Basic Load Rating		极限转速 Limiting Speed		重量 Weight	配套紧定套及推卸套 Adapter sleeve and Withdrawal sleeve
				动负荷 dynamic	静负荷 static	脂 grease	油 oil		
	d	D	B	C	C0				
	mm			KN		r/min		kg	
2310TN	50	110	40	50.4	23.9	4800	6000	1.700	
2310K	50	110	40	50.4	23.9	4800	6000	0.650	H2310 AH2310
2310KTN	50	110	40	50.4	23.9	4800	6000	1.650	H2310 AH2310
2310-2RS	50	110	40	50.4	23.9	4800	6000	1.700	
2311	55	120	43	59.1	28.6	4300	5300	2.100	
2311TN	55	120	43	59.1	28.6	4300	5300	2.100	
2311K	55	120	43	59.1	28.6	4300	5300	2.040	H2311 AH2311
2311KTN	55	120	43	59.1	28.6	4300	5300	2.040	H2311 AH2311
2311-2RS	55	120	43	59.1	28.6	4300	5300	2.100	
2312	60	130	46	68.3	33.6	4000	5000	2.600	
2312TN	60	130	46	68.3	33.6	4000	5000	2.600	
2312K	60	130	46	68.3	33.6	4000	5000	2.510	H2312 AH2312
2312KTN	60	130	46	68.3	33.6	4000	5000	2.510	H2312 AH2312
2312-2RS	60	130	46	68.3	33.6	4000	5000	2.600	
2313	65	140	48	75.2	39.3	3600	4500	3.200	
2313TN	65	140	48	75.2	39.3	3600	4500	3.200	
2313K	65	140	48	75.2	39.3	3600	4500	3.100	H2313 AH2313
2313KTN	65	140	48	75.2	39.3	3600	4500	3.100	H2313 AH2313
2313-2RS	65	140	48	75.2	39.3	3600	4500	3.100	
2313M	65	140	48	75.2	39.3	3600	4500	3.200	
2314	70	150	51	90.5	48	3400	4300	3.920	
2314TN	70	150	51	90.5	48	3400	4300	3.920	
2314K	70	150	51	90.5	48	3400	4300	3.900	H2314 AH2314
2314KTN	70	150	51	90.5	48	3400	4300	3.900	H2314 AH2314
2314-2RS	70	150	51	90.5	48	3400	4300	3.900	
2314M	70	150	51	90.5	48	3400	4300	4.100	
2315	75	160	55	114	56	3200	4000	4.710	
2315TN	75	160	55	114	56	3200	4000	4.700	
2315K	75	160	55	114	56	3200	4000		H2315 AH2315
2315KTN	75	160	55	114	56	3200	4000		H2315 AH2315
2315M	75	160	55	114	56	3200	4000		
2316	80	170	58	128	65	3000	3800	5.700	
2316TN	80	170	58	128	65	3000	3800	5.700	
2316K	80	170	58	128	65	3000	3800	5.600	H2316 AH2316
2316KTN	80	170	58	128	65	3000	3800	5.600	H2316 AH2316
2316M	80	170	58	128	65	3000	3800	5.700	
2317	85	180	60	135	72	2800	3600	6.730	
2317K	85	180	60	135	72	2800	3600	6.580	H2317 AH2317
2317M	85	180	60	135	72	2800	3600	6.580	
2318	90	190	64	143	81	2600	3400	8.270	
2318K	90	190	64	143	81	2600	3400	8.090	H2318 AH2318
2318M	90	190	64	143	81	2600	3400	8.090	

CYLINDRICAL ROLLER BEARING

The cylindrical roller and raceway are linear contact bearings. Large load capacity, mainly bearing radial load. The friction between the rolling element and the ring rib is small, and it is suitable for high–speed rotation. According to whether the ring has rib or not, it can be divided into NU, NJ, NUP, N, NF and other single row cylindrical roller bearings, and NNU, NN and other double row cylindrical roller bearings. The bearing is a separable structure of inner ring and outer ring.

Cylindrical roller bearing without rib on inner or outer ring, whose inner ring and outer ring can move relative to each other in axial direction, can be used as free end bearing. Cylindrical roller bearing with double ribs on one side of the inner ring and outer ring and single rib on the other side of the ring can withstand axial load in one direction to a certain extent. Generally, pressed steel cages or solid copper alloy cages are used. However, some of them use polyamide shaped cages.

CYLINDRICAL
ROLLER BEARING

圆柱滚子轴承

CYLINDRICAL ROLLER BEARING

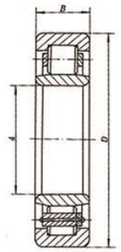

MODEL AND SIZE REFERENCE TABLE

轴承型号	外形尺寸			重量	轴承型号	外形尺寸			重量
	d	D	B	kg		d	D	B	kg
N/NJ/NU/NUP/NF202E/ EM	15	35	11	0.008	N/NJ/NU/NUP/NF221E/ EM	105	190	36	4.4
N/NJ/NU/NUP/NF203E/ EM	17	40	12	0.009	N/NJ/NU/NUP/NF222E/ EM	110	200	38	5.36
N/NJ/NU/NUP/NF204E/ EM	20	47	14	0.109	N/NJ/NU/NUP/NF224E/ EM	120	215	40	5.85
N/NJ/NU/NUP/NF205E/ EM	25	52	15	0.155	N/NJ/NU/NUP/NF226E/ EM	130	230	40	7
N/NJ/NU/NUP/NF206E/ EM	30	62	16	0.24	N/NJ/NU/NUP/NF228E/ EM	140	250	42	9
N/NJ/NU/NUP/NF207E/ EM	35	72	17	0.36	N/NJ/NU/NUP/NF230E/ EM	150	270	45	11.7
N/NJ/NU/NUP/NF208E/ EM	40	80	18	0.44	N/NJ/NU/NUP/NF232E/ EM	160	290	48	12
N/NJ/NU/NUP/NF209E/ EM	45	85	18	0.53	N/NJ/NU/NUP/NF234E/ EM	170	310	52	18
N/NJ/NU/NUP/NF210E/ EM	50	90	20	0.58	N/NJ/NU/NUP/NF236E/ EM	180	320	52	19.2
N/NJ/NU/NUP/NF211E/ EM	55	100	21	0.63	N/NJ/NU/NUP/NF238E/ EM	190	340	55	21.6
N/NJ/NU/NUP/NF212E/ EM	50	110	22	0.95	N/NJ/NU/NUP/NF240E/ EM	200	360	58	28
N/NJ/NU/NUP/NF213E/ EM	65	120	23	1.15	N/NJ/NU/NUP/NF244E/ EM	220	400	65	39
N/NJ/NU/NUP/NF214E/ EM	70	125	24	1.34	N/NJ/NU/NUP/NF248E/ EM	240	440	72	51
N/NJ/NU/NUP/NF215E/ EM	75	130	25	1.72	N/NJ/NU/NUP/NF252E/ EM	260	480	80	70
N/NJ/NU/NUP/NF216E/ EM	80	140	26	1.76					
N/NJ/NU/NUP/NF217E/ EM	85	150	28	2.1					
N/NJ/NU/NUP/NF218E/ EM	90	160	30	2.63					
N/NJ/NU/NUP/NF219E/ EM	95	170	32	3.06					
N/NJ/NU/NUP/NF220E/ EM	100	180	34	3.45					

圆柱滚子轴承

CYLINDRICAL ROLLER BEARING

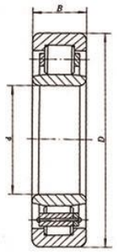

MODEL AND SIZE REFERENCE TABLE

轴承型号	外形尺寸			重量	轴承型号	外形尺寸			重量
	d	D	B	kg		d	D	B	kg
N/NJ/NU/NUP/NF303E/EM	17	47	14	0.1387	N/NJ/NU/NUP/NF322E/EM	110	240	50	12
N/NJ/NU/NUP/NF304E/EM	20	52	15	0.149	N/NJ/NU/NUP/NF324E/EM	120	260	55	14
N/NJ/NU/NUP/NF305E/EM	25	62	17	0.28	N/NJ/NU/NUP/NF326E/EM	130	280	58	18
N/NJ/NU/NUP/NF306E/EM	30	72	19	0.3	N/NJ/NU/NUP/NF328E/EM	140	300	62	20.3
N/NJ/NU/NUP/NF307E/EM	35	80	21	0.54	N/NJ/NU/NUP/NF330E/EM	150	320	65	26
N/NJ/NU/NUP/NF308E/EM	40	90	23	0.71	N/NJ/NU/NUP/NF332E/EM	160	340	68	32
N/NJ/NU/NUP/NF309E/EM	45	100	25	0.98	N/NJ/NU/NUP/NF334E/EM	170	360	72	39
N/NJ/NU/NUP/NF310E/EM	50	110	27	1.31	N/NJ/NU/NUP/NF336E/EM	180	380	75	44
N/NJ/NU/NUP/NF311E/EM	55	120	29	1.7	N/NJ/NU/NUP/NF338E/EM	190	400	78	50
N/NJ/NU/NUP/NF312E/EM	60	130	31	2.07	N/NJ/NU/NUP/NF340E/EM	200	420	80	57
N/NJ/NU/NUP/NF313E/EM	65	140	33	2.58					
N/NJ/NU/NUP/NF314E/EM	70	150	35	3.04					
N/NJ/NU/NUP/NF315E/EM	75	160	37	3.88					
N/NJ/NU/NUP/NF316E/EM	80	170	39	4.3					
N/NJ/NU/NUP/NF317E/EM	85	180	41	5.25					
N/NJ/NU/NUP/NF318E/EM	90	190	43	6.24					
N/NJ/NU/NUP/NF319E/EM	95	200	45	7.27					
N/NJ/NU/NUP/NF320E/EM	100	215	47	7.8					
N/NJ/NU/NUP/NF321E/EM	105	225	49	11					

圆柱滚子轴承

CYLINDRICAL ROLLER BEARING

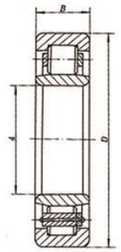

MODEL AND SIZE REFERENCE TABLE

轴承型号	外形尺寸			重量	轴承型号	外形尺寸			重量
	d	D	B	kg		d	D	B	kg
N/NJ/NU/NUP/NF404E/EM	20	70	19	0.402	N/NJ/NU/NUP/NF428E/EM	140	360	82	29
N/NJ/NU/NUP/NF405E/EM	25	80	21	0.64	N/NJ/NU/NUP/NF430E/EM	150	380	85	32
N/NJ/NU/NUP/NF406E/EM	30	90	23	0.9					
N/NJ/NU/NUP/NF407E/EM	35	100	25	1.12					
N/NJ/NU/NUP/NF408E/EM	40	110	27	1.3					
N/NJ/NU/NUP/NF409E/EM	45	120	29	1.97					
N/NJ/NU/NUP/NF410E/EM	50	130	31	2.3					
N/NJ/NU/NUP/NF411E/EM	55	140	33	3.24					
N/NJ/NU/NUP/NF412E/EM	60	150	35	3.5					
N/NJ/NU/NUP/NF413E/EM	65	160	37	4.03					
N/NJ/NU/NUP/NF414E/EM	70	180	42	6.7					
N/NJ/NU/NUP/NF415E/EM	75	190	45	7.28					
N/NJ/NU/NUP/NF416E/EM	80	200	48	8.25					
N/NJ/NU/NUP/NF417E/EM	85	210	52	9.7					
N/NJ/NU/NUP/NF418E/EM	90	225	54	11					
N/NJ/NU/NUP/NF419E/EM	95	240	55	14					
N/NJ/NU/NUP/NF420E/EM	100	250	58	15					
N/NJ/NU/NUP/NF422E/EM	110	280	65	19					
N/NJ/NU/NUP/NF426E/EM	120	310	72	21					

圆柱滚子轴承

CYLINDRICAL ROLLER BEARING

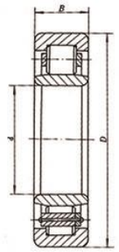

MODEL AND SIZE REFERENCE TABLE

轴承型号	外形尺寸			重量	轴承型号	外形尺寸			重量
	d	D	B	kg		d	D	B	kg
N/NJ/NU/NUP/NF2203E/EM	17	40	16	0.07	N/NJ/NU/NUP/NF2224E/EM	120	215	58	8.2
N/NJ/NU/NUP/NF2204E/EM	20	47	18	0.11	N/NJ/NU/NUP/NF2226E/EM	130	230	64	11
N/NJ/NU/NUP/NF2205E/EM	25	52	18	0.168	N/NJ/NU/NUP/NF2228E/EM	140	25	68	15
N/NJ/NU/NUP/NF2206E/EM	30	62	20	0.3	N/NJ/NU/NUP/NF2230E/EM	150	270	73	19
N/NJ/NU/NUP/NF2207E/EM	35	72	23	0.45	N/NJ/NU/NUP/NF2232E/EM	160	290	80	24
N/NJ/NU/NUP/NF2208E/EM	40	80	23	0.49	N/NJ/NU/NUP/NF2234E/EM	170	310	86	29
N/NJ/NU/NUP/NF2209E/EM	45	85	23	0.54	N/NJ/NU/NUP/NF2236E/EM	180	320	86	30
N/NJ/NU/NUP/NF2210E/EM	50	90	23	0.65	N/NJ/NU/NUP/NF2238E/EM	190	340	92	36
N/NJ/NU/NUP/NF2211E/EM	55	100	25	0.77	N/NJ/NU/NUP/NF2240E/EM	200	360	98	45
N/NJ/NU/NUP/NF2212E/EM	60	110	28	1.09	N/NJ/NU/NUP/NF2244E/EM	220	400	108	62
N/NJ/NU/NUP/NF2213E/EM	65	120	31	1.55					
N/NJ/NU/NUP/NF2214E/EM	70	125	31	1.7					
N/NJ/NU/NUP/NF2215E/EM	75	130	31	1.8					
N/NJ/NU/NUP/NF2216E/EM	80	140	33	2.2					
N/NJ/NU/NUP/NF2217E/EM	82	150	36	2.8					
N/NJ/NU/NUP/NF2218E/EM	90	160	40	3.6					
N/NJ/NU/NUP/NF2219E/EM	95	170	43	4.3					
N/NJ/NU/NUP/NF2220E/EM	100	180	46	5.99					
N/NJ/NU/NUP/NF2222E/EM	110	200	53	8.7					

圆柱滚子轴承

CYLINDRICAL ROLLER BEARING

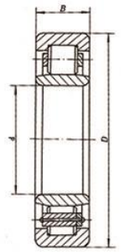

MODEL AND SIZE REFERENCE TABLE

轴承型号	外形尺寸			重量	轴承型号	外形尺寸			重量
	d	D	B	kg		d	D	B	kg
N/NJ/NU/NUP/NF2304E/EM	20	52	21	0.22	N/NJ/NU/NUP/NF2326E/EM	130	280	93	31.2
N/NJ/NU/NUP/NF2305E/EM	25	62	24	0.4	N/NJ/NU/NUP/NF2328E/EM	140	300	102	36.6
N/NJ/NU/NUP/NF2306E/EM	30	72	27	0.6	N/NJ/NU/NUP/NF2330E/EM	150	320	108	45
N/NJ/NU/NUP/NF2307E/EM	35	80	31	0.9	N/NJ/NU/NUP/NF2332E/EM	160	340	114	55.8
N/NJ/NU/NUP/NF2308E/EM	40	80	33	1.1	N/NJ/NU/NUP/NF2334E/EM	170	360	120	63
N/NJ/NU/NUP/NF2309E/EM	45	100	36	1.51	N/NJ/NU/NUP/NF2336E/EM	180	380	126	71.2
N/NJ/NU/NUP/NF2310E/EM	50	110	40	2.01	N/NJ/NU/NUP/NF2338E/EM	190	400	132	85
N/NJ/NU/NUP/NF2311E/EM	55	120	43	2.8	N/NJ/NU/NUP/NF2340E/EM	200	420	135	94.5
N/NJ/NU/NUP/NF2312E/EM	60	130	460	3.38					
N/NJ/NU/NUP/NF2313E/EM	65	140	48	3.75					
N/NJ/NU/NUP/NF2314E/EM	70	150	51	4.5					
N/NJ/NU/NUP/NF2315E/EM	75	160	55	6.33					
N/NJ/NU/NUP/NF2316E/EM	80	170	58	6.6					
N/NJ/NU/NUP/NF2317E/EM	85	180	60	8.6					
N/NJ/NU/NUP/NF2318E/EM	90	190	64	9.2					
N/NJ/NU/NUP/NF2319E/EM	95	200	67	10.8					
N/NJ/NU/NUP/NF2320E/EM	100	215	73	13					
N/NJ/NU/NUP/NF2322E/EM	110	240	80	18					
N/NJ/NU/NUP/NF2324E/EM	120	260	86	24					

圆柱滚子轴承

CYLINDRICAL ROLLER BEARING

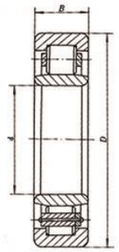

MODEL AND SIZE REFERENCE TABLE

轴承型号	外形尺寸			重量	轴承型号	外形尺寸			重量
	d	D	B	kg		d	D	B	kg
N/NJ/NU/NUP/NF1004E/EM	20	52	21	0.22	N/NJ/NU/NUP/NF1024E/EM	120	180	28	2.5
N/NJ/NU/NUP/NF1005E/EM	25	62	24	0.4	N/NJ/NU/NUP/NF1026E/EM	130	200	33	3.8
N/NJ/NU/NUP/NF1006E/EM	30	72	27	0.6	N/NJ/NU/NUP/NF1028E/EM	140	210	33	3.9
N/NJ/NU/NUP/NF1007E/EM	35	80	31	0.9	N/NJ/NU/NUP/NF1030E/EM	150	225	35	4.8
N/NJ/NU/NUP/NF1008E/EM	40	80	33	1.1	N/NJ/NU/NUP/NF1032E/EM	160	240	38	5.8
N/NJ/NU/NUP/NF1009E/EM	45	100	36	1.51	N/NJ/NU/NUP/NF1034E/EM	170	260	42	8
N/NJ/NU/NUP/NF1010E/EM	50	110	40	2.01	N/NJ/NU/NUP/NF1036E/EM	180	280	46	11
N/NJ/NU/NUP/NF1011E/EM	55	120	43	2.8	N/NJ/NU/NUP/NF1038E/EM	190	290	46	11
N/NJ/NU/NUP/NF1012E/EM	60	130	460	3.38	N/NJ/NU/NUP/NF1040E/EM	200	310	51	14
N/NJ/NU/NUP/NF1013E/EM	65	140	48	3.75	N/NJ/NU/NUP/NF1044E/EM	220	340	56	21
N/NJ/NU/NUP/NF1014E/EM	70	150	51	4.5	N/NJ/NU/NUP/NF1048E/EM	240	360	56	25
N/NJ/NU/NUP/NF1015E/EM	75	160	55	6.33	N/NJ/NU/NUP/NF1052E/EM	260	400	65	31
N/NJ/NU/NUP/NF1016E/EM	80	170	58	6.6	N/NJ/NU/NUP/NF1056E/EM	280	420	65	32
N/NJ/NU/NUP/NF1017E/EM	85	180	60	8.6	N/NJ/NU/NUP/NF1060E/EM	300	460	74	44
N/NJ/NU/NUP/NF1018E/EM	90	190	64	9.2	N/NJ/NU/NUP/NF1064E/EM	320	480	74	47
N/NJ/NU/NUP/NF1019E/EM	95	200	67	10.8					
N/NJ/NU/NUP/NF1020E/EM	100	215	73	13					
N/NJ/NU/NUP/NF1021E/EM	105	160	26	1.8					
N/NJ/NU/NUP/NF1022E/EM	110	170	28	2.3					

SPHERICAL

ROLLER BEARING

SPHERICAL ROLLER BEARINGS

The self–aligning roller bearing has two rows of rollers. The outer ring has one common spherical raceway, and the inner ring has two raceways, which are inclined to form an angle with respect to the bearing axis. This ingenious structure enables it to have automatic centering performance, so it is not vulnerable to the influence of the angle between the shaft and the bearing housing on the error or shaft bending. It is suitable for the occasion where the angle error is caused by installation error or shaft deflection. The bearing can not only bear the radial load, but also bear the axial load of two–way action.

The inner holes of the self–aligning roller bearings are cylindrical and conical, and the taper of the conical hole is 1:30 and 1:12. The conical inner hole bearing is equipped with a locking sleeve or a withdrawal sleeve, so that the tapered inner hole self–aligning ball bearing can be conveniently and quickly assembled on the smooth shaft or the ladder machine shaft.

调心滚子轴承
Spherical Roller Bearings

新代号 New code name	旧代号 Old code name	基本尺寸 Basic dimensions	重量 kg	Cr(KN)	Cor(KN)	rmp(油脂)
23020CA	3053120	100X150X37	2.51	215	400	2400
23022CA	3053122	110X170X45	3.54	253	460	263
23024CA	3053124	120X180X46	4.19	263	495	2000
23026CA	3053126	130X200X52	7.04	340	350	1900
23028CA	3053128	140X210X53	6.7	365	705	1800
23030CA	3053130	150X225X56	7.44	400	795	1700
23032CA	3053132	160X240X60	8.86	445	875	1700
23034CA	3053134	170X260X67	14.2	555	1090	1600
23036CA	3053136	180X280X74	17.7	630	1280	1400
23038CA	3053138	190X290X75	16.9	700	1450	1300
23040CA	3053140	200X310X82	22.6	770	1560	1200
23044CA	3053144	220X340X90	32	935	1900	1100
23048CA	3053148	240X360X92	32.6	985	2080	1000
23052CA	3053152	260X400X104	49.8	1230	2550	900
23056CA	3053156	280X420X106	54.9	1320	2850	850
23060CA	3053160	300X460X118	73	1610	3450	800
23064CA	3053164	320X480X121	78	1960	3800	800
23068CA	3053168	340X520X133	108	1980	4400	700
23072CA	3053172	360X540X134	114	2280	4800	670
23076CA	3053176	380X560X135	118	2480	5000	630
23080CA	3053180	400X600X148	165	2540	5900	600
23084CA	3053184	420X620X150	175	2700	6400	450
23088CA	3053188	440X650X157	192	2780	6500	430
23092CA	3053192	460X680X163	223	3450	6950	400
23096CA	3053196	480X700X165	231	3340	6800	380
230/500CA	30531/500	500X720X167	236	3680	7800	380
230/530CA	30531/530	530X780X185	310	4370	9300	340
230/560CA	30531/560	560X820X195	355	4890	10200	320
230/600CA	30531/600	600X870X200	405	5230	11400	300
230/630CA	30531/630	630X920X212	485	5750	12500	260

调心滚子轴承
Spherical Roller Bearings

新代号 New code name	旧代号 Old code name	基本尺寸 Basic dimensions	重量 kg	Cr(KN)	Cor(KN)	rmp(油脂)
230/670CA	30531/670	670X980X230	600	6560	14600	240
230/710CA	30531/710	710X1030X236	670	7250	16300	220
230/750CA	30531/750	750X1090X250	795	8450	18600	200
230/800CA	30531/800	800X1150X258	895	8630	20000	190
230/850CA	30531/850	850X1220X272	1050	9370	21600	180
230/900CA	30531/900	900X1280X280	1200	10100	23200	170
230/950CA	30531/950	950X1360X300	1450	12000	28500	160
230/1000CA	30531/1000	1000X1420X308	1550	11200	27000	150
230/1060CA	30531/1060	1060X1500X325	2250	13800	34000	135
230/1250CA	30531/1250	1250X1750X375	2840	17900	45000	120
24020CA	4053120	100X150X50	2.95	290	620	1800
24022CA	4053122	110X170X60	4.98	310	650	1700
24024CA	4053124	120X180X60	5.4	325	660	1600
24026CA	4053126	130X200X69	7.95	477	815	1500
24028CA	4053128	140X210X69	8.45	495	900	1400
24030CA	4053130	150X225X75	10.5	500	1050	1300
24032CA	4053132	160X240X80	13	570	1210	1100
24034CA	4053134	170X260X90	16.7	705	1500	1000
24036CA	4053136	180X280X100	22.5	835	1750	950
24038CA	4053138	190X290X100	24	855	1840	950
24040CA	4053140	200X310X109	30.5	985	2130	900
24044CA	4053144	220X340X118	30	1150	2500	850
24048CA	4053148	240X360X118	42.5	1240	2800	800
24052CA	4053152	260X400X140	64.5	1780	1910	700
24056CA	4053156	280X420X140	68.5	1620	3700	670
24060CA	4053160	300X460X160	97	2020	2700	600
24064CA	4053164	320X480X160	100	2480	5100	560
24068CA	4053168	340X520X180	140	2460	5700	530

调心滚子轴承
Spherical Roller Bearings

新代号 New code name	旧代号 Old code name	基本尺寸 Basic dimensions	重量 kg	Cr(KN)	Cor(KN)	rmp(油脂)
24072CA	4053172	360X540X180	145	3110	6550	500
24076CA	4053172	380X560X180	150	3150	6900	480
24080CA	4053180	400X600X200	205	3600	7800	450
24084CA	4053184	420X620X200	210	3350	8450	380
24088CA	4053188	440X650X212	245	4080	8800	360
24092CA	4053192	460X680X218	275	4200	9100	340
24096CA	4053196	480X700X218	285	4490	10000	340
240/500CA	40531/500	500X720X218	295	4600	10400	320
240/530CA	40531/560	530X780X250	410	5640	12700	280
240/560CA	40531/560	560X820X258	465	6210	14000	260
240/600CA	40531/600	600X870X272	540	6730	15600	240
240/630CA	40531/630	630X920X290	655	7530	17300	220
240/670CA	40531/670	670X980X308	790	8450 .	20000	200
240/710CA	40531/710	710X1030X315	895	8970	22000	190
240/750CA	40531/750	750X1090X335	1065	9950	24000	180
240/800CA	40531/800	800X1150X345	1200	10900	27500	170
240/850CA	40531/850	850X1220X365	1410	12000	30000	160
240/900CA	40531/900	900X1280X375	1570	12900	32500	150
240/950CA	40531/950	950X1360X412	1990	14800	39000	130
240/1000CA	40531/1000	1000X1420X412	2140	15400	40500	110
240/1060CA	40531/1060	1060X1500X438	2515	17300	45500	100
240/1120CA	40531/1120	1120X1580X462	2925	18700	50000	90
23218CA	3053218	90X160X52.4	4.82	495	585	2500
23220CA	3053220	100X180X60.3	6.58	415	599	2100
23222CA	3053222	110X200X69.8	9.66	502	742	1600
23224CA	3053224	120X215X76	12	535	940	1500
23226CA	3053226	130X230X80	14	670	1020	1300
23228CA	3053228	140X250X88	18.5	910	1365	1200

调心滚子轴承
Spherical Roller Bearings

新代号 New code name	旧代号 Old code name	基本尺寸 Basic dimensions	重量 kg	Cr(KN)	Cor(KN)	rmp(油脂)
23230CA	3053230	150X270X96	24	950	1550	1100
23232CA	3053232	160X290X104	30	1100	1760	1000
23234CA	3053234	170X310X110	36.5	1070	1930	950
23236CA	3053236	180X320X112	39	1160	2130	900
23238CA	3053238	190X340X120	47.5	1290	2400	850
23240CA	3053240	200X360X128	57	1360	2530	850
23244CA	3053244	220X400X144	79.58	1720	3200	750
23248CA	3053248	240X440X160	110	2080	3950	670
23252CA	3053252	260X480X174	140	2800	4750	630
23256CA	3053256	280X500X176	150	2580	5100	600
23260CA	3053260	300X540X192	190	3300	5600	530
23264CA	3053264	320X580X208	240	3900	6800	500
23268CA	3053268	340X620X224	295	4660	8300	430
23272CA	3053272	360X650X232	335	4650	8300	400
23276CA	3053276	380X680X240	375	5060	9150	380
23280CA	3053280	400X720X256	450	6150	11300	340
23284CA	3053284	420X760X272	535	5610	11900	320
23288CA	3053288	440X790X280	590	6730	12500	320
23292CA	3053292	460X830X296	695	7350	13500	300
23296CA	3053296	480X870X310	800	6750	15200	260
232/500CA	30532/500	500X920X336	985	8600	18600	280
232/530CA	30532/530	530X980X355	1200	11100	20400	220
232/560CA	30532/560	560X1030X365	1350	11500	22000	200
232/600CA	30532/600	600X1090X388	1600	13100	25500	190
232/670CA	30532/670	670X1220X438	2270	15400	30500	170
232/750CA	30532/750	750X1360X475	3050	18700	36500	150
22205CA	53505	25X52X18	0.184	35.6	38	7500
22206CA	53506	30X62X20	0.295	48.5	48.5	6000

调心滚子轴承
Spherical Roller Bearings

新代号 New code name	旧代号 Old code name	基本尺寸 Basic dimensions	重量 kg	Cr(KN)	Cor(KN)	rmp(油脂)
22207CA	53507	35X72X23	0.45	68.5	82	5000
22208CA	53508	40X80X23	0.6	56	76.5	4500
22209CA	53509	45X85X23	0.616	56.5	78.5	5300
22210CA	53510	50X90X23	0.296	78.5	108	5000
22211CA	53511	55X100X25	0.917	80	114	4800
22212CA	53512	60X110X28	1.19	84.5	125	4000
22213CA	53513	65X120X31	1.6	130	188	3800
22214CA	53514	70X125X31	1.68	124	153	3600
22215CA	53515	75X130X31	1.75	128	235	3000
22216CA	53516	80X140X33	2.12	128	264	3200
22217CA	53517	85X150X36	2.79	133	310	3000
22218CA	53518	90X160X40	3.78	158	375	2600
22219CA	53519	95X170X43	4.31	238	265	24000
22220CA	53520	100X180X46	4	275	360	2400
22222CA	53522	110X200X53	7.25	396	543	2000
22224CA	53524	120X215X58	9.139	425	940	1900
22226CA	53526	130X230X64	11.38	490	805	1800
22228CA	53528	140X250X68	14.44	560	930	1700
22230CA	53530	150X270X73	18.22	630	1050	1600
22232CA	53532	160X290X80	22.95	750	1300	1500
22234CA	53534	170X310X86	28.41	845	1450	1300
22236CA	53536	180X320X86	29.67	895	1500	1300
22238CA	53538	190X340X92	35.55	865	1620	1200
22240CA	53540	200X360X98	4.9	1100	1950	1100
22244CA	54544	220X400X108	61.7	1350	2400	950
22248CA	53548	240X440X120	853.2	1820	1640	900
22252CA	53552	260X480X130	105	1900	3600	850
22256CA	53556	280X500X130	124	1990	3600	800
22260CA	53560	300X540X140	143	2310	4300	750
22264CA	53564	320X580X150	175	2490	4550	670

调心滚子轴承
Spherical Roller Bearings

新代号 New code name	旧代号 Old code name	基本尺寸 Basic dimensions	重量 kg	Cr(KN)	Cor(KN)	rmp(油脂)
22272CA	53572	360X650X170	255	3740	6200	600
22308CA	53608	40X90X33	1.07	106	136	4500
22309CA	53609	45X100X36	1.4	134	179	3800
22310CA	53610	50X110X40	1.83	162	221	3400
22311CA	53611	55X120X43	2	189	260	3200
22312CA	53612	60X130X46	2.88	212	310	3000
22313CA	53613	65X140X48	3.52	243	340	2600
22314CA	53614	70X150X51	4.21	300	380	2400
22315CA	53615	75X160X55	5.47	325	455	2200
22316CA	53616	80X170X58	6.63	363	441	2000
22317CA	53617	85X180X60	7.07	315	446	1900
22318CA	53618	90X190X64	8.76	463	592	1800
22319CA	53618	95X200X67	9.93	394	578	1700
22320CA	53620	100X215X73	13.7	540	815	1700
22322CA	53622	110X240X80	17.7	630	955	1600
22324CA	53624	120X260X86	22.9	720	1100	1400
22326CA	53626	130X280X93	28.5	965	1500	1300
22328CA	53628	140X300X102	35.5	1210	1950	1100
22330CA	53630	150X320X108	42	1120	1810	1000
22332CA	53632	160X340X114	52.2	1270	2050	950
22334CA	53634	170X360X120	60.7	1320	2120	950
22336CA	53636	180X380X126	72.6	1470	2400	900
22338CA	53638	190X400X132	84.2	1640	2630	850
22340CA	53640	200X420X138	94.4	1740	2860	850
22344CA	53644	220X460X145	119	2350	3450	750
22348CA	53648	240X500X155	156	2670	4000	670
22352CA	53652	260X540X165	191	3000	4700	630
22356CA	53656	280X580X175	233	3200	5700	600

调心滚子轴承
Spherical Roller Bearings

新代号 New code name	旧代号 Old code name	基本尺寸 Basic dimensions	重量 kg	Cr(KN)	Cor(KN)	rmp(油脂)
22360CA	53660	300X620X185	274.5	4050	7150	500
22364CA	53664	320X670X200	345	4300	7900	460
22368CA	53668	340X670X200	410	4500	8000	4300
22372CA	53672	360X750X224	494	4900	8600	400
22380CA	53680	400X820X243	650	6560	10400	360
23120CA	3053720	100X165X52	4.42	325	538	2200
23121CA	3053721	105X175X56	5.48	320	500	1700
23122CA	3053722	110X180X56	5.73	387	605	2000
23124CA	3053724	120X200X62	7.95	405	715	1800
23126CA	3053726	130X210X64	8.55	430	790	1700
23128CA	3053728	140X225X68	10.5	490	935	1600
23130CA	3053730	150X250X80	15.6	745	685	1400
23132CA	3053732	160X270X86	20.5	765	1430	1300
23134CA	3053734	170X280X88	21.5	730	1390	1200
23136CA	3053736	180X300X96	28	900	1720	1100
23138CA	3053738	190X320X104	34.7	975	1840	1000
23140CA	3053740	200X340X112	42.5	1170	2240	950
23144CA	3053744	220X370X120	53.66	1370	2710	900
23148CA	3053748	240X400X128	67.44	1500	3000	850
23152CA	3053752	260X440X144	95.5	1860	3750	800
23156CA	3053756	280X460X146	92.4	1990	4150	750
23160CA	3053760	300X500X160	134	2310	4750	670
23164CA	3053764	320X540X176	160	3150	3200	630
23168CA	3053768	340X580X190	210	3050	6300	600
23172CA	3053772	360X600X192	221	3250	6850	560
23176CA	3053776	380X620X194	243	3400	7350	400
23180CA	3053780	400X650X200	239	4100	7650	380
23184CA	3053784	420X700X224	350	4250	9200	360

调心滚子轴承
Spherical Roller Bearings

新代号 New code name	旧代号 Old code name	基本尺寸 Basic dimensions	重量 kg	Cr(KN)	Cor(KN)	rmp(油脂)
23188CA	3053788	440X720X226	360	4500	10000	340
23192CA	3053792	460X760X240	440	5500	10000	320
23196CA	3053796	480X790X248	485	6100	12000	300
231/500CA	30537/500	500X830X264	580	6730	12900	280
231/530CA	30537/530	530X870X272	645	7130	14000	260
231/560CA	30537/560	560X920X280	740	7990	16000	240
231/600CA	30537/600	600X980X300	895	8970	18000	200
231/630CA	30537/630	630X1030X315	1050	10500	20800	190
231/670CA	30537/670	670X1090X336	1250	10900	22400	180
231/710CA	30537/710	710X1150X345	1450	12200	26000	180
231/750CA	30537/750	750X1220X365	1700	13600	29000	170
231/800CA	30537/800	800X1280X375	1920	14800	31500	160
231/850CA	30537/850	850X1360X400	2200	16100	34500	140
231/1000CA	30537/1000	1000X1580X462	3500	21400	48000	130
24124CA	4053724	120X200X80	10	495	925	900
24126CA	4053726	130X210X80	11	540	1000	875
24128CA	4053728	140X225X85	13	580	1150	850
24130CA	4053730	150X250X100	19.5	720	1530	770
24132CA	4053732	160X270X109	25	865	1690	700
24134CA	4053734	170X280X109	26.5	940	1860	660
24136CA	4053736	180X300X118	33.5	1020	2030	630
24138CA	4053738	190X320X128	42	1200	2400	600
24140CA	4053740	200X340X140	52	1350	2700	540
24144CA	5343744	220X370X150	65	1500	3000	500
24148CA	405348	240X400X160	80.5	1660	3400	480
24152CA	5043752	260X440X180	110	2100	4350	430
24156CA	4053756	280X460X180	120	2220	4750	400
24160CA	4053760	300X500X200	155	3280	6300	530

调心滚子轴承
Spherical Roller Bearings

新代号 New code name	旧代号 Old code name	基本尺寸 Basic dimensions	重量 kg	Cr(KN)	Cor(KN)	rmp(油脂)
24164CA	4053764	320X540X218	210	3740	7100	480
24168CA	4053768	340X580X243	240	4660	8650	450
24172CA	4053772	360X600X243	270	4890	9300	430
24176CA	4053776	380X620X243	300	5060	9800	340
24180CA	4053780	400X650X250	340	5350	10600	320
24184CA	4053784	420X700X280	445	6360	12500	300
24188CA	4053788	440X720X280	460	6560	13200	280
24192CA	4053792	460X760X300	560	7250	14600	260
24196CA	4053796	480X790X308	605	7710	15600	240
241/500CA	40537/500	500X830X325	745	8630	17000	220
241/530CA	40537/530	530X870X335	830	9200	19000	200
241/560CA	40537/560	560X920X355	985	10500	21600	190
241/600CA	40537/600	600X980X375	1200	11500	23600	180
241/630CA	40537/630	630X1030X400	1400	12700	27000	170
241/670CA	40537/670	670X1090X412	1600	13800	29000	160
241/710CA	40537/710	710X1150X438	1900	15200	32500	150
241/750CA	40537/750	750X1220X475	2100	17300	37500	140
241/800CA	40537/800	800X1280X475	2300	18400	40500	130
241/900CA	40537/900	900X1420X515	3350	21400	49000	100
241/1000CA	40537/1000	1000X1580X580	4300	22500	50000	80
23852CA	3053852	260X320X45	8	385	930	850
23856CA	3053856	280X350X52	12	506	1180	800
23860CA	3053860	300X380X60	17	644	1560	700
23864CA	3053864	320X400X60	17.5	673	1660	660
23868CA	3053868	340X420X60	18.5	690	1730	630
23872CA	3053872	360X440X60	20	713	1860	600
23896CA	3053896	480X600X90	61	1440	3750	430
238/500CA	30538/500	500X620X90	62	1480	4000	430

调心滚子轴承
Spherical Roller Bearings

新代号 New code name	旧代号 Old code name	基本尺寸 Basic dimensions	重量 kg	Cr(KN)	Cor(KN)	rmp(油脂)
238/630CA	30538/630	630X780X112	120	2190	6100	320
238/670CA	30538/670	670X820X112	130	2250	6400	280
238/750CA	30538/750	750X920X128	135	2930	8500	240
238/850CA	30538/850	850X1030X136	240	3340	10000	190
238/1000CA	30538/1000	1000X1220X165	410	4660	14300	150
238/1060CA	30538/1060	1060X1280X165	435	4770	15000	100
238/1180C A	30538/1180	1180X1420X180	575	5870	18600	80
24892CA	4053892	460X580X118	75.5	1790	4900	450
248/530CA	40538/530	530X650X118	86	1840	5300	380
248/800CA	40538/800	800X980X180	300	4140	12900	180
248/900CA	50538/900	900X1090X190	370	4660	15300	70
248/1060CA	40538/1060	1060X1280X218	570	6100	20000	
248/1120CA	40538/1120	1120X1360X243	735	7250	24000	
248/1180CA	40538/1180	1180X1420X243	770	7710	27000	
248/1320CA	40538/1320	1320X1600X280	1160	9780	33500	
23936CA	3053936	180X250X52	8.2	431	830	1700
23938CA	3053938	190X260X52	8.4	414	800	1700
23940CA	3053940	200X280X60	11.5	546	1040	1600
23944CA	3053944	220X300X60	13	546	1080	1500
23948CA	3053948	240X320X60	14	564	1160	1300
23952CA	3053952	260X360X75	24	880	1800	1100
23956CA	3053956	280X380X75	26	845	1760	1000
23960CA	3053960	300X420X90	40.5	1200	2500	950
23964CA	3053964	320X440X90	452	1240	2700	900
23968CA	3053968	340X460X90	45.5	1270	2800	900
23972CA	3053975	360X480X90	46.5	1290	2900	850

调心滚子轴承
Spherical Roller Bearings

新代号 New code name	旧代号 Old code name	基本尺寸 Basic dimensions	重量 kg	Cr(KN)	Cor(KN)	rmp(油脂)
24164CA	4053764	320X540X218	210	3740	7100	480
24168CA	4053768	340X580X243	240	4660	8650	450
24172CA	4053772	360X600X243	270	4890	9300	430
24176CA	4053776	380X620X243	300	5060	9800	340
24180CA	4053780	400X650X250	340	5350	10600	320
24184CA	4053784	420X700X280	445	6360	12500	300
24188CA	4053788	440X720X280	460	6560	13200	280
24192CA	4053792	460X760X300	560	7250	14600	260
24196CA	4053796	480X790X308	605	7710	15600	240
241/500CA	40537/500	500X830X325	745	8630	17000	220
241/530CA	40537/530	530X870X335	830	9200	19000	200
241/560CA	40537/560	560X920X355	985	10500	21600	190
241/600CA	40537/600	600X980X375	1200	11500	23600	180
241/630CA	40537/630	630X1030X400	1400	12700	27000	170
241/670CA	40537/670	670X1090X412	1600	13800	29000	160
241/710CA	40537/710	710X1150X438	1900	15200	32500	150
241/750CA	40537/750	750X1220X475	2100	17300	37500	140
241/800CA	40537/800	800X1280X475	2300	18400	40500	130
241/900CA	40537/900	900X1420X515	3350	21400	49000	100
241/1000CA	40537/1000	1000X1580X580	4300	22500	50000	80
23852CA	3053852	260X320X45	8	385	930	850
23856CA	3053856	280X350X52	12	506	1180	800
23860CA	3053860	300X380X60	17	644	1560	700
23864CA	3053864	320X400X60	17.5	673	1660	660
23868CA	3053868	340X420X60	18.5	690	1730	630
23872CA	3053872	360X440X60	20	713	1860	600
23896CA	3053896	480X600X90	61	1440	3750	430
238/500CA	30538/500	500X620X90	62	1480	4000	430

调心滚子轴承
Spherical Roller Bearings

新代号 New code name	旧代号 Old code name	基本尺寸 Basic dimensions	重量 kg	Cr(KN)	Cor(KN)	rmp(油脂)
238/630CA	30538/630	630X780X112	120	2190	6100	320
238/670CA	30538/670	670X820X112	130	2250	6400	280
238/750CA	30538/750	750X920X128	135	2930	8500	240
238/850CA	30538/850	850X1030X136	240	3340	10000	190
238/1000CA	30538/1000	1000X1220X165	410	4660	14300	150
238/1060CA	30538/1060	1060X1280X165	435	4770	15000	100
238/1180C A	30538/1180	1180X1420X180	575	5870	18600	80
24892CA	4053892	460X580X118	75.5	1790	4900	450
248/530CA	40538/530	530X650X118	86	1840	5300	380
248/800CA	40538/800	800X980X180	300	4140	12900	180
248/900CA	50538/900	900X1090X190	370	4660	15300	70
248/1060CA	40538/1060	1060X1280X218	570	6100	20000	
248/1120CA	40538/1120	1120X1360X243	735	7250	24000	
248/1180CA	40538/1180	1180X1420X243	770	7710	27000	
248/1320CA	40538/1320	1320X1600X280	1160	9780	33500	
23936CA	3053936	180X250X52	8.2	431	830	1700
23938CA	3053938	190X260X52	8.4	414	800	1700
23940CA	3053940	200X280X60	11.5	546	1040	1600
23944CA	3053944	220X300X60	13	546	1080	1500
23948CA	3053948	240X320X60	14	564	1160	1300
23952CA	3053952	260X360X75	24	880	1800	1100
23956CA	3053956	280X380X75	26	845	1760	1000
23960CA	3053960	300X420X90	40.5	1200	2500	950
23964CA	3053964	320X440X90	452	1240	2700	900
23968CA	3053968	340X460X90	45.5	1270	2800	900
23972CA	3053975	360X480X90	46.5	1290	2900	850

ANGULAR CONTACT BALL BEARING

Six types of bearings (also known as angular contact bear–ings) are generally used in precision machine tools and can work at a higher speed. The larger the contact angle, the higher the axial bearing capacity. High precision and high–speed bearings usually take a contact angle of 15 degrees. Under the action of axial force, the contact angle will increase. Single row angular contact ball bearing can only bear axial load in one direction, and additional axial force will be caused when bearing radial load.

ANGULAR CONTACT BALL BEARING

Angular contact ball bearing

SIZE TABLE

轴承型号			外形尺寸					轴承型号
a=15°	a=25°	a=40°	内径 d	外径 D	宽度 B	倒角 rsmina	倒角 rsmina	
7001C	7001AC	–	12	28	8	0.3	0.15	7001C
7002C	7002AC	–	15	32	9	0.3	0.15	7002C
7003C	7003AC	–	17	35	10	0.3	0.15	7003C
7004C	7004AC	–	20	42	12	0.6	0.15	7004C
7005C	7005AC	–	25	47	12	0.6	0.15	7005C
7006C	7006AC	–	30	55	13	1	0.3	7006C
7007C	7007AC	–	35	62	14	1	0.3	7007C
7008C	7008AC	–	40	68	15	1	0.3	7008C
7009C	7009AC	–	45	75	16	1	0.3	7009C
7010C	7010AC	–	50	80	16	1	0.3	7010C
7011C	7011AC	–	55	90	18	1.1	0.6	7011C
7012C	7012AC	–	60	95	18	1.1	0.6	7012C
7013C	7013AC	–	65	100	18	1.1	0.6	7013C
7014C	7014AC	–	70	110	20	1.1	0.6	7014C
7015C	7015AC	–	75	115	20	1.1	0.6	7015C
7016C	7016AC	–	80	125	22	1.1	0.6	7016C
7017C	7017AC	–	85	130	22	1.1	0.6	7017C
7018C	7018AC	–	90	140	24	1.5	0.6	7018C
7019C	7019AC	–	95	145	24	1.5	0.6	7019C
7020C	7020AC	–	100	150	24	1.5	0.6	7020C
7021C	7021AC	–	105	160	26	2	1	7021C
7022C	7022AC	–	110	170	28	2	1	7022C
7024C	7024AC	–	120	180	28	2	1	7024C
7026C	7026AC	–	130	200	33	2	1	7026C
7028C	7028AC	–	140	210	33	2	1	7028C
7030C	7030AC	–	150	225	35	2.1	1.1	7030C

Angular contact ball bearing

SIZE TABLE

轴承型号			外形尺寸						轴承型号
a=15°	a=25°	a=40°	内径 d	外径 D	宽度 B	倒角 rsmina	倒角 rsmina		
7200C	7200AC	7200B	10	30	9	0.6	0.15	0.15	7200C
7201C	7201AC	7201B	12	32	10	0.6	0.15	0.15	7201C
7202C	7202AC	7202B	15	35	11	0.6	0.15	0.15	7202C
7203C	7203AC	7203B	17	40	12	0.6	0.3	0.3	7203C
7204C	7204AC	7204B	20	47	14	1	0.3	0.3	7204C
7205C	7205AC	7205B	25	52	15	1	0.3	0.3	7205C
7206C	7206AC	7206B	30	62	16	1	0.3	0.3	7206C
7207C	7207AC	7207B	35	72	17	1.1	0.6	0.6	7207C
7208C	7208AC	7208B	40	80	18	1.1	0.6	0.6	7208C
7209C	7209AC	7209B	45	85	19	1.1	0.6	0.6	7209C
7210C	7210AC	7210B	50	90	20	1.1	0.6	0.6	7210C
7211C	7211AC	7211B	55	100	21	1.5	0.6	1	7211C
7212C	7212AC	7212B	60	110	22	1.5	0.6	1	7212C
7213C	7213AC	7213B	65	120	23	1.5	0.6	1	7213C
7214C	7214AC	7214B	70	125	24	1.5	0.6	1	7214C
7215C	7215AC	7215B	75	130	25	1.5	0.6	1	7215C
7216C	7216AC	7216B	80	140	26	2	1	1	7216C
7217C	7217AC	7217B	85	150	28	2	1	1	7217C
7218C	7218AC	7218B	90	160	30	2	1	1	7218C
7219C	7219AC	7219B	95	170	32	2.1	1.1	1.1	7219C
7220C	7220AC	7220B	100	180	34	2.1	1.1	1.1	7220C
7221C	7221AC	7221B	105	190	36	2.1	1.1	1.1	7221C
7222C	7222AC	7222B	110	200	38	2.1	1.1	1.1	7222C
7224C	7224AC	7224B	120	215	40	2.1	1.1	1.1	7224C
7226C	7226AC	7226B	130	230	40	3	1.1	1.1	7226C
7228C	7228AC	7228B	140	250	42	3	1.1	1.1	7228C
7230C	7230AC	7230B	150	270	45	3	1.1	1.1	7230C

Angular contact ball bearing

SIZE TABLE

轴承型号			外形尺寸						轴承型号
a=15°	a=25°	a=40°	内径 d	外径 D	宽度 B	倒角 rsmina	倒角 rsmina		
7300C	7300AC	7300B	10	35	11	0.6	0.3	0.3	7300C
7301C	7301AC	7301B	12	37	12	1	0.3	0.6	7301C
7302C	7302AC	7302B	15	42	13	1	0.3	0.6	7302C
7303C	7303AC	7303B	17	47	14	1	0.3	0.6	7303C
7304C	7304AC	7304B	20	52	15	1.1	0.6	0.6	7304C
7305C	7305AC	7305B	25	62	17	1.1	0.6	0.6	7305C
7306C	7306AC	7306B	30	72	19	1.1	0.6	0.6	7306C
7307C	7307AC	7307B	35	80	21	1.5	0.6	1	7307C
7308C	7308AC	7308B	40	90	23	1.5	0.6	1	7308C
7309C	7309AC	7309B	45	100	25	1.5	0.6	1	7309C
7310C	7310AC	7310B	50	110	27	2	1	1	7310C
7311C	7311AC	7311B	55	120	29	2	1	1	7311C
7312C	7312AC	7312B	60	130	31	2.1	1.1	1.1	7312C
7313C	7313AC	7313B	65	140	33	2.1	1.1	1.1	7313C
7314C	7314AC	7314B	70	150	35	2.1	1.1	1.1	7314C
7315C	7315AC	7315B	75	160	37	2.1	1.1	1.1	7315C
7316C	7316AC	7316B	80	170	39	2.1	1.1	1.1	7316C
7317C	7317AC	7317B	85	180	41	3	1.1	1.1	7317C
7318C	7318AC	7318B	90	190	43	3	1.1	1.1	7318C
7319C	7319AC	7319B	95	200	45	3	1.1	1.1	7319C
7320C	7320AC	7320B	100	215	47	3	1.1	1.1	7320C

Angular contact ball bearing

SIZE TABLE

TAPERED ROLLER BEARING

The tapered roller bearing belongs to the separation type bearing. The inner and outer rings of the bearing have tapered raceways. This kind of bearing can be divided into single row, double row and four row tapered roller bearings according to the number of rows of rollers. Single row tapered roller bearing can bear radial load and single direction axial load. When the bearing bears the radial load, it will produce an axial component force, so it needs another bearing that can bear the axial force in the oppo–site direction to balance.

TAPERED

ROLLER BEARING

SDVV BEARING

公制圆锥滚子轴承

METRIC TAPERED ROLLER BEARIN

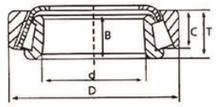

轴承型号	基本尺寸 (mm) Dimension			基本载荷 (mm) Dimension				重量
Bearing Designation	d	D	T	B	C	r (min)	r1 (min)	Weight
30202	15	35	11.75	11	10	0.6	0.6	0.053
30203	17	40	13.25	12	11	1	1	0.081
30303	17	47	15.25	14	12	1	1	0.133
32303	17	47	20.25	19	16	1	1	0.176
32004X	20	42	15	15	12	10.6	0.6	0.102
30204	20	47	15.25	14	12	1	1	0.127
30304	20	52	16.25	16	13	1.5	1.5	0.179
32304	20	52	22.25	21	18	1.5	1.5	244
32005X	25	47	15	15	11.5	0.6	0.6	0.118
30205	25	52	16.25	15	13	1	1	0.155
32205	25	52	19.25	18	16	1	1	0.188
33205	25	52	22	22	18	1	1	0.225
32305	25	62	25.25	24	20	1.5	1.5	0.386
30305	25	62	18.25	17	15	1.5	1.5	0.273
32305	25	62	25.25	24	20	1.5	1.5	0.386
32006X	30	55	17	17	13	1	1	0.177
30206	30	62	17.25	16	14	1	1	0.236
32206	30	62	21.25	20	17	1	1	0.292
33206	30	62	25	25	19.5	1	1	0.359
30306	30	72	20.75	19	16	1.5	1.5	0.411
32306	30	72	28.75	27	23	1.5	1.5	0.588
320/28X	32	52	16	16	12	1	1	0.15
320/32AX	32	58	17	17	13	3.6	1	0.19
320/32X	32	58	17	17	13	1	1	0.19
32007X	35	62	18	18	14	1	1	0.231
30207	35	72	18.25	17	15	1.5	1.5	0.344
32207	35	72	24.25	23	19	1.5	1.5	0.551
33207	35	72	28	28	22	1.5	1.5	0.551
30307	35	80	22.75	21	18	2	1.5	0.527
32307	35	80	32.75	31	25	2	1.5	0.776
31307	35	80	22.75	21	15	2	1.5	0.518
32008X	40	68	19	19	14.5	1	1	0.282
30208	40	80	19.75	18	16	1.5	1.5	0.434
32208	40	80	24.75	23	19	1.5	1.5	0.554
33208	40	80	32	32	25	1.5	1.5	0.758
30308	40	90	25.25	23	20	2	1.5	0.757
32308	40	90	35.25	33	27	2	1.5	1.06
32009X	45	75	20	20	15.5	1	1	0.354
33109	45	80	36	26	20.5	1.5	1.5	0.563
30209	45	85	20.75	19	16	1.5	1.5	0.502
32209	45	85	24.75	23	19	1.5	1.5	0.597
33209	45	85	32	32	25	1.5	1.5	0.818
30309	45	100	27.25	25	22	2	1.5	1.01
32309	45	100	38.25	39	30	2	1.5	1.43

公制圆锥滚子轴承

METRIC TAPERED ROLLER BEARIN

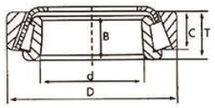

轴承型号	基本尺寸 (mm) Dimension			基本载荷 (mm) Dimension				重量
Bearing Designation	d	D	T	B	C	r (min)	r1 (min)	Weight
32010X	50	80	20	20	15.5	1	1	0.389
33110	50	85	26	26	20	1.5	1.5	0.594
30210	50	90	21.75	20	17	1.5	1.5	0.566
32210	50	90	24.75	23	19	1.5	1.5	0.643
33210	50	90	32	32	24.5	1.5	1.5	0.887
30310	50	110	29.25	27	23	2.5	2	1.32
32310	50	110	42.25	40	33	2.5	2	1.89
32011X	55	90	23	23	17.5	1.5	1.5	0.569
33011	55	90	27	27	21	1.5	1.5	0.672
33111	55	95	30	30	23	1.5	1.5	0.868
30211	55	100	22.75	21	18	2	1.5	0.732
32211	55	100	26.75	25	21	2	1.5	1.18
33211	55	100	35	35	27	2	1.5	1.18
30311	55	120	31.5	29	25	2.5	2	1.65
32311	55	120	45.5	43	35	2.5	2	2.38
32012X	60	95	23	23	17.5	1.5	1.5	0.621
30212	60	110	23.75	22	19	2	1.5	0.945
32212	60	110	29.75	28	24	2	1.5	1.19
30312	60	130	33.5	31	26	3	2.5	2.08
32312	60	130	48.5	46	37	3	2.5	2.99
32013X	65	100	23	23	17.5	1.5	1.5	0.664
33113	65	110	34	34	26.5	1.5	1.5	1.33
30213	65	120	24.75	23	20	2	1.5	1.18
32213	65	120	32.75	31	27	2	1.5	1.58
33213	65	120	41	41	32	2	1.5	2.02
30313	65	140	36	33	28	3	2.5	2.56
32313	65	140	51	48	39	3	2.5	3.64
32014X	70	110	25	25	19	1.5	1.5	0.884
33014	70	110	31	31	25.5	1.5	1.5	1.09
30214	70	125	26.25	24	21	2	1.5	1.32
32214	70	125	33.25	31	27	2	1.5	1.71
30314	70	150	38	35	30	3	2.5	3.08
32314	70	150	54	51	42	3	2.5	4.5
32015X	75	115	25	25	19	1.5	1.5	0.93
33015	75	115	31	31	25.5	1.5	1.5	1.16
33115	75	125	37	37	29	2	1.5	1.84
30215	75	130	27.25	25	22	2	1.5	1.42
32215	75	130	33.25	31	27	2	1.5	1.77
33215	75	130	41	41	31	2	1.5	2.26
30315	75	160	40	37	31	3	2.5	3.65
32315	75	160	58	55	45	3	2.5	5.41
32016X	80	125	29	29	22	1.5	1.2	1.32
33116	80	130	37	37	29	2	1.2	1.93
30216	80	140	28.25	26	22	2.5	2	1.72
32216	80	140	35.25	33	28	2.5	2	2.17
33216	80	140	46	46	35	2.5	2	2.99
30316	80	170	42.5	39	33	3	2.5	4.46
32316	80	170	61.5	58	48	3	2.5	6.31
32017X	85	130	29	29	22	1.5	1.5	1.38
33017	85	130	36	36	29.5	1.5	1.5	1.72
33117	85	140	41	41	32	2.5	2	2.43

SDVV BEARING

公制圆锥滚子轴承

METRIC TAPERED ROLLER BEARIN

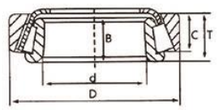

轴承型号	基本尺寸 (mm) Dimension			基本载荷 (mm) Dimension				重量
Bearing Designation	d	D	T	B	C	r (min)	r1 (min)	Weight
30217	85	150	30.5	28	24	2.5	2	2.17
32217	85	150	38.5	36	30	2.5	2	2.8
33217	85	150	49	49	37	2.5	2	3.63
30317	85	180	44.5	41	34	4	3	5.15
32317	85	180	63.5	60	49	4	3	7.42
32018X	90	140	32	32	24	2	1.5	1.8
33118	90	150	45	45	35	2.5	2	3.13
30218	90	160	32.5	30	26	2.5	2	2.65
32218	90	160	42.5	40	34	2.5	2	4.76
30318	90	190	46.5	43	36	4	3	6.04
32318	90	190	67.5	64	53	4	3	8.61
3209X	95	145	32	32	24	2	1.5	1.88
33019	95	145	39	39	32.5	2	1.5	2.31
30219	95	170	34.5	32	27	3	2.5	3.2
32219	95	170	45.5	43	37	3	2.5	4.34
30319	95	200	49.5	45	38	4	3	6.32
32319	95	200	71.5	67	55	4	3	9.35
32020X	100	150	32	32	24	2	1.5	1.95
30220	100	180	37	34	29	3	2.5	3.83
32220	100	180	49	46	39	3	2.5	5.21
30320	100	215	51.5	47	39	4	3	7.76
32320	100	215	77.5	73	60	4	3	12.2
32021X	105	160	35	35	26	2.5	2	2.45
30221	105	190	39	36	30	3	2.5	4.49
32221	105	190	53	50	43	3	2.5	6.37
30321	105	225	53.5	49	41	4	3	8.74
32321	105	225	81.5	77	63	4	3	13.9
33021	105	160	43	43	34	2.5	2	308
32022X	110	170	38	38	29	2.5	2	3.12
33022	110	170	47	47	37	2.5	2	3.81
30222	110	200	41	38	32	3	2.5	5.33
32222	110	200	56	53	46	3	2.5	7.45
32322	110	240	84.5	80	65	4	3	16.6
32024X	120	180	38	38	29	2.5	2	3.34
30224	120	215	43.5	40	34	3	2.5	6.36
32224	120	215	61.5	58	50	3	2.5	9.04
33024	120	180	48	48	38	2.5	2	4.16
32026X	130	200	45	45	34	2.5	2	5.04
30226	130	230	43.75	40	34	4	3	7.24
32226	130	230	67.75	64	54	4	3	11.5
32028X	140	210	45	45	34	2.5	2	5.28
30228	140	250	45.75	42	36	4	3	8.97
32228	140	250	71.75	68	58	4	3	14.7
32030X	150	225	48	48	36	3	2.5	6.41
30230	150	270	49	45	38	4	3	11.6
32230	150	270	77	73	60	4	3	18.2
30330	150	320	72	65	55	5	4	26.6
32232	160	290	84	80	67	4	3	23.2
32032X	160	240	51	51	38	3	2.5	7.75
32048X	240	360	76	76	57	4	3	26.8
32056X	280	420	87	87	65	5	4	41.7

The structure, assembly dimension accuracy and rotation accuracy of English tapered roller bearings are different from those of metric bearings. It is mainly used for imported machinery or industries with special needs.

The British tapered roller bearing refers to the tapered roller bearing whose overall dimensions are measured in inches, originated from Britain and the United States;

Structure: single column, double column and four columns

INCH TAPERED

ROLLER BEARING

SDVV BEARING

英制圆锥滚子轴承

INCH TAPERED ROLLER BEARING

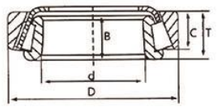

轴承型号	基本尺寸 (mm) Dimension			基本载荷 (mm) Dimension				重量
Bearing Designation	d	D	T	B	C	r (min)	r1 (min)	Weight
41125/41286	28.575	72.626	24.608	24.257	17.462	4.8	1.5	0.460
41126/41286	28.575	72.626	24.608	24.257	17.462	1.5	1.5	0.460
F15029/L45410	29.000	50.292	14.224	14.732	10.668	3.5	1.3	0.110
L45449/L45410	29.000	50.292	14.224	14.732	10.668	3.5	1.3	0.110
17118/17244	29.987	62.000	16.002	16.566	14.288	1.5	1.5	0.220
14117A/14276	30.000	69.012	19.845	19.583	15.875	3.5	1.3	0.360
15116/15243	30.112	61.912	19.050	20.638	14.288	0.8	2	0.260
15116/15245	30.112	62.000	19.050	20.638	14.288	0.8	1.3	–
15116/15250	30.112	63.500	20.637	20.638	15.875	0.8	1.3	–
M86649/M86610	30.162	64.292	21.433	21.433	16.670	1.5	1.5	0.330
15118/15243	30.213	61.912	19.050	20.638	14.288	3.5	2	0.260
15118/15245	30.213	62.000	19.050	20.638	14.288	3.5	1.3	0.260
15118/15250	30.213	63.500	20.637	20.638	15.875	3.5	1.3	–
15120/15243	30213.000	61.912	19.050	20.638	14.288	0.8	2	0.260
15120/15245	30.213	62.000	19.050	20.638	14.288	0.8	1.3	–
15120/15250	30.213	63.500	20.637	20.638	15.875	0.8	1.3	–
14116/14276	30.226	69.012	19.845	19.583	15.875	0.8	1.3	0.360
14120/14274	30.226	69.012	19.845	26.721	15.875	4.3	3.3	–
14120/14276	30.226	69.012	39.705	26.721	15.875	4.3	1.3	–
02475/02420	31.750	68.262	22.225	22.225	17.462	3.6	1.6	0.370
14123A/14274	31.750	69.012	–	26.721	15.875	4.3	3.3	–
14124/14276	31.750	69.012	19.845	19.583	15.875	0.8	1.3	0.350
14125A/14274	31.750	69.012	19.845	19.583	15.875	3.6	3.2	0.340
14125A/14276	31.750	69.012	19.845	19.583	15.875	3.5	1.3	0.340
15123/154243	31.750	61.912	–	19.050	14.288	**	2	–
15123/15245	31.750	62.000	18.161	19.050	14.288	**	1.3	–
K15123/K15245	31.750	62.000	18.161	19.050	14.288	**	1.3	0.230
1512315250	31.750	63.500	–	19.050	15.875	**	1.3	–
15123/15250X	31.750	63.500	–	19.050	15.875	**	1.3	0.320
15125/15245	31.750	62.000	19.050	20.638	14.288	3.5	1.3	0.240
15126/15243	31.750	61.912	19.050	20.638	14.288	0.8	2	0.250
15126/15245	31.750	62.000	19.050	20.638	14.288	0.8	1.3	0.250
15126/15250	31.750	63.500	20.637	20.638	15.875	0.8	1.3	–
2580/2520	31.750	66.421	25.400	25.357	20.638	0.8	3.3	–
M88046/M88010	31.750	68.262	22.225	22.225	17.462	0.5	1.5	0.400
LM67078/LM67010	31.750	59.131	15.875	16.764	11.811	**	1.3	0.170
LM67048RS/LM67010	31.750	59.131	15.875	16.764	11.811	**	1.3	0.170
LM67049A/LM67010	31.750	59.131	16.750	16.764	11.811	0.8	1.3	–
2790/2729	33.338	76.200	23.775	25.654	19.050	1.5	0.8	–
M88048/M88010	33.338	68.262	22.225	22.225	17.462	0.8	1.5	0.370
14136A/14274	34.925	69.012	–	26.721	15.875	0.8	3.3	–
14136A/14276	34.925	69.012	26.982	26.721	15.875	0.8	1.2	–
14137A/14276	34.925	69.012	19.845	19.583	15.875	1.5	1.3	0.320
14138A/14274	34.925	69.012	19.845	19.583	15.875	3.6	3.2	0.320
14138A/14276	34.925	69.012	19.845	19.583	15.875	3.5	1.3	0.320
3379/3320	34.925	80.167	29.370	30.391	23.812	3.5	3.3	0.710
25877/25820	34.925	73.025	23.812	24.608	19.050	1.5	2.3	0.460
25877/25821	34.925	73.025	23.812	24.608	19.050	1.5	0.8	0.460
31594/31520	34.925	76.200	29.370	28.570	23.812	1.5	3.3	0.620

英制圆锥滚子轴承

INCH TAPERED ROLLER BEARING

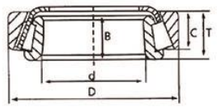

轴承型号	基本尺寸 (mm) Dimension			基本载荷 (mm) Dimension				重量
Bearing Designation	d	D	T	B	C	r (min)	r1 (min)	Weight
HM88649/HM88610	34.925	72.233	25.400	25.400	19.842	2.3	2.3	0.500
HM89446/HM89410	34.925	76.200	33.338	28.575	23.020	3.5	3.3	0.695
LM48548/LM48510	34.925	65.088	18.034	18.288	13.970	–	1.3	0.260
LM48548A/LM48510	34.925	65.088	18.034	18.288	13.970	0.8	1.3	0.285
LM48548/LM48511	34.925	65.088	21.082	18.288	17.018	–	1.6	0.277
L68149/L68110	34.980	59.131	15.875	16.764	11.938	**	1.2	–
L68149/L68111	34.988	59.974	15.875	16.764	11.938	**	1.3	0.180
LM78349/LM78310	34.988	61.973	16.700	17.000	13.600	**	1.5	0.190
LM78349/LKM78310A	34.988	61.973	16.700	17.000	13.600	**	1.5	0.190
U298/U261+COLLER	35.000	65.000	18.100	20.600	17.000	2.3	1.3	0.255
JL681458/L68111	35.000	59.974	15.875	18.461	11.938	2	1.3	0.180
JL68145/JL68111Z	35.000	59.975	15.875	18.461	11.938	**	1.2	–
F15036/JL68111Z	35.000	59.975	15.875	18.412	11.938	2.5	1.3	0.187
HM88648/HM88610	35.717	72.233	25.400	25.400	19.842	3.5	2.3	0.480
2780/2720	36.487	76.200	23.812	25.654	19.050	1.5	3.3	0.520
25880/25820	36.487	73.025	23.813	24.608	19.050	41.6	2.4	0.458
HM89449/HM89410	36.512	76.200	29.370	28.575	23.020	3.5	3.3	0.620
HM89249/HM89210	36.512	79.375	29.370	28.829	22.664	3.5	3.3	0.700
JL69349/JL69310	38.000	63.000	17.000	17.000	13.500	**	1.3	0.190
JL69345/JL69310	38.000	63.000	17.000	19.000	13.500	**	1.3	–
16150/16284	38.100	72.238	20.638	20.638	15.875	3.5	1.3	0.350
2776/2720	38.100	76.200	23.812	25.654	19.050	4.3	3.3	0.490
HM801346/HM801310	38.100	82.550	29.370	28.575	23.020	0.8	3.3	0.760
HM801346X/HM801310	38.100	82.550	29.370	28.575	23.020	2.3	3.3	–
2777/2720	38.100	76.200	23.812	25.654	19.050	5.5	3.3	0.480
2788/2720	38.100	76.200	23.812	25.654	19.050	3.5	3.3	0.490
2788A/2720	38.100	76.200	23.812	25.654	19.050	1.5	3.3	0.500
3490/3420	38.100	79.375	29.370	29.771	23.812	3.5	3.3	0.650
418/414	38.100	88.500	26.988	29.083	22.225	3.5	1.5	0.820
25572/25520	38.100	82.931	23.812	25.400	19.050	0.8	0.8	0.640
13685/13621	38.100	69.012	19.050	19.050	15.083	3.5	2.3	0.280
13686/13621	38.100	69.012	19.050	26.195	18.083	1.5	2.3	–
13687/13621	38.100	69.012	19.050	19.050	15.083	2	2.3	–
27880/27820	38.100	80.035	24.608	23.698	18.512	0.8	1.5	0.560
27880/27821	38.100	80.035	23.812	23.698	17.462	0.8	1.5	0.540
LM29748/LM29710	38.100	65.088	18.034	18.288	13.970	**	1.3	0.220
LM29749/LM29710	38.100	65.088	18.034	18.288	13.970	2.3	1.3	0.220
LM29748/LM29711	38.100	65.088	19.812	18.288	15.748	**	1.3	–
LM29749/LM29711	38.100	65.088	19.812	18.288	15.748	2.3	1.3	0.240
U399/U360+collar	39.688	73.025	19.395	22.098	15.265	2.3	1.3	0.357
U399/U365+collar	39.688	79.967	18.395	22.098	15.265	2.3	1.3	0.454
3382/3328	39.688	84.138	29.370	30.391	23.812	3.5	3.3	–
28158/283200	39.688	76.200	20.638	20.940	15.507	1.5	1.3	0.380
LM300849/LM300811	40.000	67.975	17.500	118.000	13.500	**	1.5	0.230
3585/3525	40.988	87.312	30.162	30.886	23.812	1.5	3.3	0.820
24780/24720	41.275	76.200	22.225	23.020	17.462	3.5	0.8	0.410
26882/26823	41.275	76.200	25.400	25.400	20.638	3.5	1.5	–
18590/28520	41.275	73.025	16.667	17.462	12.700	3.5	1.5	0.270
M802048/M802011	41.275	82.550	26.543	25.654	20.193	3.5	3.3	0.620

英制圆锥滚子轴承
INCH TAPERED ROLLER BEARING

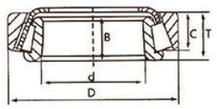

轴承型号	基本尺寸 (mm) Dimension			基本载荷 (mm) Dimension				重量
Bearing Designation	d	D	T	B	C	r (min)	r1 (min)	Weight
HM803146/803110	41.275	88.900	30.162	29.370	23.020	3.5	3.3	0.890
LM501349/LM501310	41.275	73.431	19.558	19.812	14.732	3.5	0.8	0.320
LM501349/LM501310	41.275	73.431	21.430	19.812	16.604	3.5	0.8	0.340
25577/25520	42.875	82.931	23.812	25.400	19.050	3.5	0.8	0.580
25577/25521	42.875	83.058	23.812	25.400	19.050	3.5	3.3	0.580
25577/25523	42.875	82.931	26.988	25.400	22.225	3.6	2.4	0.580
18685/18620	44.450	79.375	17.462	17.462	13.495	2.8	1.5	–
25580/25520	44.450	82.931	23.812	25.400	19.050	3.5	0.38	–
k25580/25520	44.450	82.931	23.813	25.400	19.050	3.6	0.8	0.550
25580/25523	44.450	82.931	26.988	25.400	22.225	3.5	2.3	0.590
25580/25521	44.450	83.058	23.813	25.400	19.050	3.5	3.3	–
25580/25522	44.450	83.058	23.876	25.400	19.114	3.5	2	0.560
25581/25520	44.450	82.931	23.812	25.400	19.050	0.5	0.8	0.560
25582/25520	44.450	82.931	23.812	25.400	19.050	5	0.8	0.550
HM801349/803110	44.450	88.900	30.162	29.370	23.020	3.5	3.3	0.840
438/429XS	44.450	90.000	26.988	29.900	25.400	3.5	3.3	0.840
3782/3720	44.450	93.264	30.162	30.302	23.812	3.5	3.3	0.950
LM903249/L,903210	44.450	92.250	30.958	28.575	22.225	3.5	0.8	1.010
HM807040/HM807010	44.450	104.775	36.512	36.512	28.575	3.5	3.3	1.620
HM903249/HM903210	44.450	95.250	30.958	28.575	22.225	3.5	0.8	1.000
HM903249A/HM9031210	44.450	95.250	30.958	28.300	22.225	3.5	0.8	1.000
55175C/55437	44.450	111.125	30.162	26.909	20.638	3.5	3.3	1.440
K55175/55437	44.450	111.125	30.162	26.909	20638.000	3.6	3.2	1.440
3776/3720	44.983	93.264	30.162	30.302	23.812	3.5	3.3	0.940
U497/U460L	44.987	79.975	24.000	26.000	18.000	2.3	1.3	0.511
HM903248/HM903210	44.988	95.250	30.958	28.588	22.225	3.5	0.8	0.990
U497/U460L	45.000	80.000	23.740	26.000	22.000	2.3	1.3	0.511
U497/U460L+collar	45.000	80.000	23.740	26.000	22.000	2.3	1.3	0.511
17887/17831	45.230	79.985	19.842	20.638	15.080	2	1.2	0.403
LM603049/LM603011	45.242	77.788	19.842	19.842	15.080	3.5	0.8	0.360
LM603049/LM603012	45.242	77.788	21.430	19.842	16.667	3.5	0.8	0.370
LM603049/LM603014	45.242	80.000	19.842	19.842	15.080	3.5	0.8	0.390
LM102949/LM102910	45.242	73.431	19.558	19.812	15.748	3.5	0.8	0.310
25590/25520	45.618	82.931	23.812	25.400	19.050	3.5	0.8	0.540
25590/25521	45.618	83.058	23.812	25.400	19.050	3.5	3.3	0.530
25590/25523	45.618	82.931	26.988	25.400	22.225	3.5	2.3	0.580
LM503349/LM503310	45.987	74.976	18.000	18.000	14.000	2.3	1.5	0.300
LM503349A/LM503310	45.987	74.976	18.000	18.000	14.000	**	1.5	–
18690/18620	46.038	79.375	17.462	17.462	13.495	2.8	1.5	0.330
18780/18720	46.038	85.000	17.462	17.462	13.495	2.3	1.5	–
M804048/M804010	47.625	88.900	25.400	25.400	19.050	0.8	3.3	0.660
386A/382A	46.625	96.838	21.000	21.946	15.875	0.8	0.8	–
386A/382S	46.625	96.838	25.400	21.946	20.274	0.8	2.3	–
528/522	46.625	101.600	34.925	36.068	26.988	3.5	3.3	1.290
JHM807045/JHM807012	50.000	105.000	37.000	36.000	29.000	3	2.5	152.000
JM205149/JM205110	50.000	90.000	28.000	28.000	23.000	3	2.5	0.740
JLM104948/JLM104910	50.000	82.000	21.500	21.500	17.000	3	0.5	0.410
HM807046/HM8077010	50.800	104.775	36.512	36.512	28.570	3.5	3.3	1.490
LM104949/LM104910	50.800	82.000	21.976	22.225	17.000	3.5	0.5	0.420

英制圆锥滚子轴承
INCH TAPERED ROLLER BEARING

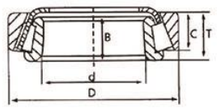

轴承型号	基本尺寸 (mm) Dimension			基本载荷 (mm) Dimension				重量
Bearing Designation	d	D	T	B	C	r (min)	r1 (min)	Weight
LM104949/LM104911	50.800	82.550	21.590	22.225	16.510	3.5	1.3	0.420
LM104949/LM104912	50.800	82.931	21.590	22.225	16.510	3.5	1.3	–
18790/18720	50.800	858.000	17.462	17.462	13.495	3.5	1.5	0.360
3784/3720	50.800	93.264	30.162	30.302	23.812	6.4	3.3	0.820
3780/3720	50.800	93.264	30.162	30.302	23.812	3.5	3.3	0.840
3780/3730	50.800	93.264	30.162	30.302	23.812	3.5	0.8	0.850
3775/3720	50.800	93.264	30.162	30.302	23.812	0.8	3.3	0.850
368/362A	50.800	88.900	20.638	22.225	16.513	1.5	1.3	0.500
368A/362	50.800	90.000	20.000	22.225	15.875	3.5	2	0.510
368A/362A	50.800	88.900	20.638	22.225	16.513	3.5	1.3	0.510
368A/362X	50.800	90.000	20.000	22.225	15.875	3.6	2	0.510
28580/28521	50.800	92.075	24.608	25.400	19.845	3.5	0.8	0.690
28678/28622	50.800	97.630	24.608	24.608	19.446	35	0.8	0.830
28678/28622B	50.800	97.630	24.608	24.608	1.446	3.5	0.8	0.830
59200/59412	50.800	104.775	36.512	36.512	28.575	3.5	3.3	1.390
65200/65500	50.800	127.000	44.450	44.450	34.925	3.5	3.3	2.870
455/453A	50.800	107.775	27.783	29.317	22.225	0.8	0.8	1.234
K45284/K45220	50.800	104.775	30.162	30.958	23.812	6.4	3.3	1.190
45285/45220	50.800	104.775	30.162	30.958	23.812	2.3	3.3	1.210
368S/362A	51.592	88.900	20.638	22.225	16.513	2	1.3	0.490
3767/3720	52.388	93.264	30.162	30.302	2.812	2.3	3.3	0.810
28584/28521	52.388	92.075	24.608	25.400	19.845	3.5	0.8	0.660
389AS/382A	53.975	96.838	21.000	21.946	15.875	1.5	0.8	–
389AS/382S	53.975	96.838	25.400	21.946	20.274	1.5	2.3	–
45287/45220	53.975	104.775	30.162	30.958	23.812	0.8	3.3	1.150
539/532X	53.975	107.950	36.512	36.957	28.575	3.5	3.3	1.440
539/532X	53.975	111.125	38.100	36.957	33.338	3.5	3.3	1.660
72212C/72487	53.975	123.825	36.512	32.791	25.400	3.5	3.3	2.120
78215C/78551	53.975	140.030	36.512	33.236	23.520	3.5	2.3	2.740
JM207049/JM207010	55.000	95.000	29.000	29.000	23.500	1.5	2.5	0.840
JLM506849/JLM506810	55.000	90.000	23.000	23.000	18.500	1.5	0.5	0.550
28680/28622	55.562	97.630	24.608	24.608	19.466	3.5	0.8	0.750
387/382	57.150	98.425	21.000	21.946	17.826	2.4	0.8	0.610
387/382A	57.150	96.838	21.000	21.946	15.875	2.3	0.8	0.580
387/382S	57.150	96.838	25.400	21.946	20.274	2.4	2.4	0.640
387A/382	57.150	98.425	21.000	21.946	17.826	3.5	0.8	0.620
387A/382A	57.150	96.838	21.000	21.946	15.875	3.5	0.8	0.570
387A/382S	57.150	96.838	25.400	21.946	20.274	35	2.3	0.640
387A/383A	57.150	100.000	21.000	21.946	17.826	3.5	2	0.650
28682/28622	57.150	97.630	24.608	24.608	19.446	3.5	0.8	0.730
387AS/382A	57.150	96.838	21.000	21.946	15.875	5	0.8	0.560
387AS/382S	57.150	93.838	25.400	21.946	20.274	5	2.4	0.640
387S/382S	57.150	96.838	25.400	21.946	20.274	0.8	2.3	0.640
387S/383A	57.150	100.000	–	21.946	17.826	0.8	2	–
390/394A	57.150	110.000	22.000	21.996	18.824	2.3	1.3	0.930
462/453X	57.150	104.775	30.162	29.317	24.605	2.3	3.3	1.040
555S/552A	57.150	123.825	38.100	36.678	30.162	3.5	3.3	2.140
HM911244/HM911216	59.987	134.983	33.449	30.925	21.948	3.6	3.6	2.176
JLM508748/JLM508710	60.000	95.000	24.000	24.000	19.000	5	2.5	63.000

英制圆锥滚子轴承

INCH TAPERED ROLLER BEARING

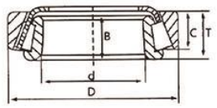

轴承型号	基本尺寸 (mm) Dimension			基本载荷 (mm) Dimension				重量
Bearing Designation	d	D	T	B	C	r (min)	r1 (min)	Weight
3980/3920	60.325	112.712	30.162	30.048	23.812	3.5	3.3	1.290
558/552	60.325	123.825	38.100	36.678	33.338	2.3	3.3	2.120
28985/28921	60.325	100.000	25.400	25.400	19.845	3.5	3.3	–
28598/28920	60.325	101.600	25.400	25.400	19.845	3.5	3.3	79.000
390A/394AS	63.500	110.000	22.000	21.996	18.821	1.5	3.3	0.820
L610549/L610510	63.500	94.458	19.050	19.050	15.083	1.5	1.5	0.450
3982/3920	63.500	112.712	30.162	30.048	2.812	3.5	3.3	1.220
HM212047/HM212011	63.500	122.238	38.100	38.354	29.718	7	3.3	1.910
559/552A	63.500	123.825	38.100	36.678	30.163	2.5	2.3	1.930
29585/29520	63.500	107.950	25.400	25.400	19.050	3.5	3.3	0.910
29585/29521	63.500	110.000	25.400	25.400	19.050	3.5	1.3	0.980
JM511946/JM511910	65.000	110.000	28.000	28.000	22.500	3	2.5	1.050
JLM710949/JLM710910	65.000	102.000	24.000	23.000	18.500	3	13.3	0.720
HM212049/HM212011	66.675	122.238	38.100	38.354	29.718	3.5	1.3	1.384
395A/394A	66.675	110.000	22.000	21.996	18.824	0.8	1.3	1.060
395S/394A	66.675	110.000	22.000	21.996	18.824	3.5	3.3	0.780
29590/29520	66.675	107.950	25.400	25.400	19.050	3.5	0.8	0.840
29590/29522	66.675	107.950	25.400	25.400	19.050	3.6	3.3	0.864
39590/39520	66.675	112.712	30.162	30.620	23.812	3.5	3.3	1.130
3984/3920	66.675	112.712	30.162	30.048	23.812	3.5	3.3	0.780
3994/3920	66.675	112.712	30.162	30.048	23.812	5.5	1.3	1.150
399A/394A	68.262	110.000	22.000	21.996	18.824	2.3	1.3	0.740
399AS/394A	68.262	110.000	22.000	21.996	18.824	58	3.3	0.720
560S552A	68.262	123.825	38.100	36.678	30.162	3.5	2	1.840
482/472	69.850	120.000	29.795	29.007	24.237	3.5	3.3	1.320
33275/33462	69.850	117.475	30.162	30.162	23.812	3.5	0.8	1.250
32275/33472	69.850	120.000	29.794	30.163	23.444	3.6	3.3	1.250
H913849/H9138710	69.850	146.050	41.275	39.688	25.400	3.5	3.3	2.850
47487/47420	69.850	120.000	32.545	32.525	26.195	3.5	3.3	1.460
47487/47420X	69.850	120.000	32.545	32.525	26.915	3.5	2.5	1.460
JM612949/JM612910	70.000	115.000	29.000	29.000	23.000	3	2.5	1.130
JLM813049/JLM813010	70.000	110.000	26.000	25.000	20.500	1	2	0.880
484/472	70.000	120.000	29.794	29.007	24.237	2	3.3	13.000
33281/33462	71.438	117.475	30.162	30.162	23.812	3.5	3.3	1.180
567/563	73.025	127.000	36.512	30.170	28.575	3.5	3.3	1.790
29685/29620	73.025	112.712	25.400	25.400	19.050	3.5	3.3	0.880
33287/33462	73.025	117.475	30.162	30.162	23.812	3.5	0.8	1.170
33287/33472	73.025	120.000	2.794	30.162	23.444	3.5	3.3	1.260
575/572	76.200	139.992	36.512	.36.098	28.575	3.5	3.3	2.370
K575/572	76.200	139.992	36.512	36.098	28.575	3.5	3.2	2.370
K495A/493	76.200	136.525	30.162	27.769	22.225	3.6	3.3	1.800
755/752	76.200	161.925	47.625	48.260	38.100	3.5	3.3	4.680
9285/9220	76.200	161.925	49.212	40.038	31.750	3.5	3.3	4.240
9378/9320	76.200	117.800	52.387	50.800	34.925	3.5	3.3	6.050
42687/42620	76.200	127.800	30.162	31.000	22.225	3.5	3.3	1.450
HH221430/HH221410	76.200	190.500	57.150	57.531	46.038	3.5	3.3	8.860
JM515649/JM515610	80.000	130.000	35.000	34.000	28.500	3	2.5	1.700
740742	80.962	150.089	44.450	46.672	36.512	5	3.3	3.390
495/493	82.550	136.525	30.162	29.769	22.225	3.5	3.3	1.600

英制圆锥滚子轴承

INCH TAPERED ROLLER BEARING

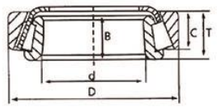

轴承型号	基本尺寸 (mm) Dimension			基本载荷 (mm) Dimension				重量
Bearing Designation	d	D	T	B	C	r (min)	r1 (min)	Weight
580/572	82.550	139.992	36.512	36.098	28.575	3.5	3.3	2.140
582/572	82.550	13.992	36.512	36.098	28.575	6.8	3.3	2.100
663/652	82.550	152.400	41.275	41.275	31.750	3.5	3.3	3.120
663/653	82.550	146.050	41.275	41.275	31.750	3.5	3.3	2.750
842/832	82.550	168.275	53.975	56.363	41.275	3.5	3.3	5.480
27687/27620	82.550	15.412	25.400	25.400	19.845	3.5	1.5	1.040
47686/47620	82.550	133.350	33.338	33.338	26.195	3.5	3.3	1.690
47687/47620	82.550	133.350	33.338	33.338	26.195	6.8	3.3	1.660
9833598788	85.000	200.000	52.761	49.212	34.925	3.5	3	7.760
JM16649/JM716610	85.000	130.000	30.000	29.000	24.000	3	2.5	1.350
749/742	85.026	150.089	44.450	46.672	36.512	3.5	3.3	3.210
497/493	85.725	13.525	30.162	29.769	22.225	3.5	3.3	1.500
497A/493	85.725	136.525	30.116	29.769	22.225	6.4	3.3	1.470
596/592A	85.725	152.400	39.688	36.322	30.162	3.5	3.3	286.000
593/592A	88.900	152.400	39.688	36.322	30.162	3.5	3.3	2.730
759/752	88.900	161.925	47.625	48.260	38.100	3.5	3.3	4.060
6580/6535	88.900	161.925	53.975	55.100	42.862	3.5	3.3	4.670
K6580/K6535	88.900	161.925	53.975	55.100	42.862	3.5	3.3	4.670
98350/98788	88.900	200.000	52.761	49.212	34.925	3.5	3.3	7.550
L217849/L217810D	88.900	123.825	50.797	20.638	42.862	1.5	0.8	–
K–HM518445/HM518410	88.900	152.400	39.688	39.688	30.162	6.4	3.2	–
HM518445/HM518410	88.900	152.400	39.688	39.688	30.162	6.4	3.3	2.810
HM218248/HM218210	89.974	146.975	40.000	40.000	32.500	7	35	2.360
JM718149A/JM718110	90.000	145.000	35.000	34.000	27.000	6	2.5	2.090
KJM718148/LJM718110	90.000	145.000	35.000	34.000	27.000	3	2.5	2.120
598/592A	92.075	152.400	39.688	36.322	30.162	3.5	3.3	2.610
5598A/5952A	92.075	152.400	39.688	36.322	30.162	6.4	3.3	2.570
594/593X	95.250	150.000	35.992	36.322	27.000	3.5	3	2.210
594/592	95.250	152.400	39.688	36.322	33.338	3.5	3.3	2.500
594A/592A	95.250	152.400	39.688	36.322	30.162	5	3.3	2.450
683/672	95.250	168.275	41.275	41.275	30.162	3.5	3.3	3.680
42381/42584	96.838	148.430	28.570	28.971	21.433	3.5	3	–
K42381/42584	96.838	148.430	28.575	28.971	21.433	3.6	3	1.660
90381/90744	93.838	188.942	50.800	46.038	31.750	3.05	3.3	5.680
943/932	998.415	212.725	66.675	66.675	53.975	3.5	3.3	11.280
HH221442/HH221410	98.425	190.500	57.150	57.531	46.038	3.5	3.3	7.349
HM220149/HM220110	99.975	156.975	42.000	42.000	34.000	8	3.5	2.750
JP10049/JP10010	100.000	145.000	24.000	22.500	17.500	3	3	0.910
JM720249/JM720210	100.000	155.000	36.000	35.000	28.000	3	2.5	2.370
JHM720249/JNM720210	100.000	160.000	41.000	40.000	32.000	3	2.5	3.000
687/672	101.600	168.275	41.275	41.275	30.162	3.5	3.3	3.360
780/772	101.600	180.975	47.625	48.006	38.100	3.5	3.3	5.020
HH923649/HH923610	101.600	250.825	76.200	73.025	508.000	6.4	6.4	17.400
HH923649/HH923611	101.600	250.825	76.200	73.025	50.800	6.4	3.3	17.500
H924033/H924010	101.600	214.312	55.562	52.388	39.688	3.5	3.3	9.070
861/854	101.600	190.500	5.150	57.853	44.450	8	3.3	6.800
941/932	101.600	212.725	66.675	66.675	53.975	7	3.3	10.900
52400/52618	101.600	157.162	36.512	36.116	26.195	3.5	3.3	2.390
HH22149/HH221410	101.600	190.500	57.150	57.531	46.038	8	3.3	7.200

英制圆锥滚子轴承
INCH TAPERED ROLLER BEARING

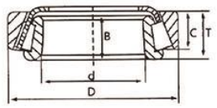

轴承型号	基本尺寸 (mm) Dimension			基本载荷 (mm) Dimension				重量
Bearing Designation	d	D	T	B	C	r (min)	r1 (min)	Weight
98400/98788	101.600	200.000	52.761	49.212	34.925	3.5	3.3	6.820
52400/52638	101.600	161.925	39.688	36.116	29.370	3.5	3.3	2.800
782/772	104.775	180.975	47.625	48.006	38.100	3.5	3.3	4.830
K782/K772	104.775	180.975	47.625	48.006	38.100	3.5	3.3	4.830
786/772	104.775	180.975	47.625	48.006	38.100	6.4	3.3	4.790
787/772	104.775	180.975	47.625	48.006	38.100	7	3.3	4.780
71412/71750	104.775	190.500	47.625	49.212	34.925	3.5	3.3	5.770
56418/56650	106.362	165.100	36.512	36.512	26.988	3.5	3.3	2.700
L521949/L521910	107.950	146.050	21.433	21.433	16.670	1.5	1.5	–
936/932	107.950	212.725	66.675	66.675	53.975	8	3.3	10.400
48190/48120	107.950	11.925	34.925	34.925	26.988	3.5	3.3	2.340
56425/56650	107.950	165.100	36.512	36.512	26.988	3.5	3.3	2.620
45425/56662	107.950	168.275	36.512	36.512	26.988	3.5	3.3	2.790
HH224340/HH224310	107.950	212.725	66.675	66.675	53.975	8	3.3	11.000
71425/71750	107.950	190.500	47.625	49.212	34.925	3.58	3.3	5.560
56426/56650	107.950	165.100	36.512	36.512	26.988	8	3.3	2.620
64432/64700	109.974	177.800	41.275	41.275	30.162	3.5	3.3	3.700
LM522548/LM522510	109.987	159.987	34.925	34.925	26.987	8	3.3	2.200
LM52249/LM522510	109.987	159.987	34.925	34.925	26.987	3.5	3.3	2.270
64433/64700	109.992	177.800	41.275	41.275	30.162	3.5	3.3	3.700
JHM522649/JHMN522610	110.000	180.000	47.000	46.000	38.000	3	2.5	4.500
JM822049/JM822101	110.000	165.000	35.000	35.000	26.500	3	2.5	2.450
H924045/H924010	111.125	214.312	55.562	52.388	39.688	3.5	3.3	8.410
938/932	114.300	212.725	66.675	66.675	53.975	7	3.3	9.840
64450/64700	114.300	177.800	41.275	41.275	30.162	3.5	3.3	3.450
64450/64708	114.300	180.000	41.275	41.275	30.162	3.5	3.3	3.590
68450/68712	114.300	180.975	34.925	31.750	25.400	3.5	3.3	2.880
HM926740/HM926710	114.300	22.600	53.975	49.428	3.100	3.5	3.3	9.670
HH926744/HH926710	114.300	273.050	82.550	82.550	53.975	6.4	6.4	22.700
HH926744/HH926716	114.300	279.400	82.550	82.550	53.975	6.4	6.4	23.900
71450/71750	114.300	190.500	47.625	49.212	34.925	3.5	3.3	5.140
EE197045/197100	114.300	254.000	77.787	74.612	49.212	3.3	6.4	18.190
HH224346/HH224310	114.300	212.725	66.675	66.675	53.975	7	3.3	10.400
LM122948/LM122911	114.300	158.750	34.925	34.925	30.162	3.3	3.3	1.990
71453/71750	115.087	190.500	47.625	49.212	3.925	3.5	3.3	5.080
68462/68709	117.475	179.974	34.925	31.750	25.400	3.5	0.8	2.700
68462/68712	117.475	180.975	34.925	31.750	25.400	3.5	3.3	2.740
68463/68712	117.475	180.975	34.925	31.750	25.400	8	33	2.660
HM124646/HM124618XD	119.062	195.262	136.778	57.150	142.875	1.5	1	11.490
M224748/M224710	0.120	174.625	35.720	36.512	27.783	3.5	1.5	–
JP12049/JP12010	120.000	170.000	27.000	25.000	19.500	3	3	1.730
97472X/97905X	120.000	230.000	53.975	49.428	38.100	3.5	3.3	9.160
795/792	120.650	206.375	47.625	47.625	34.925	3.3	3.3	6.340
L724349/L724310	120.650	166.688	25.400	25.400	19.050	3.3	3.3	1.550
48282/48220	120.650	182.562	39.689	38.100	33.338	3.5	3.3	3.670
HH926749/HH926710	120.650	273.050	82.550	82.550	53.975	6.4	6.4	21.900
HM624749/HM624710	120.650	190.500	46.038	46.038	34.925	3.5	1.5	4.660
M224749/M224710	120.650	174.625	35.720	36.512	27.783	3.5	0.5	–
M224749/M224711	120.650	172.242	35.720	36.512	27.783	3.5	1.5	–
HH228340/HH228310	120.650	254.000	77.788	82.550	61.912	9.7	6.4	19.400

英制圆锥滚子轴承
INCH TAPERED ROLLER BEARING

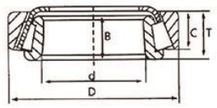

轴承型号	基本尺寸(mm) Dimension			基本载荷(mm) Dimension				重量
Bearing Designation	d	D	T	B	C	r(min)	r1(min)	Kg
48286/48220	123.825	182.562	39.688	38.100	33.338	3.5	3.3	3.51
HM125948/HM125910	123.825	204.775	55.562	60.325	45.237	3.3	3.3	7.16
LL225749/LL225710	127.000	165.895	18.258	17.462	13.495	1.5	1.5	0.91
74500/74850	127.000	215.900	47.625	47.625	34.925	3.5	3.3	7.02
95500/95925	127.000	234.950	63.500	63.500	49.212	6.4	3.3	11.80
HH228349/HH228310	127.000	254.000	77.788	82.550	61.912	9.7	6.4	18.60
HH932132/HH932110	127.000	304.800	88.900	82.550	57.150	6.4	6.4	30.00
HM926749/HM926710	127.792	228.600	53.975	49.428	38.100	3.5	3.3	8.67
799/792	128.588	206.375	47.625	47.625	34.925	3.3	3.3	5.70
4CB130	130.000	185.000	29.000	27.000	21.000	3.0	3.0	2.55
JP13049A/JP13010	130.000	185.000	29.000	27.000	21.000	6.0	3.0	2.20
67389/67320	130.175	203.200	46.038	46.038	38.100	3.5	3.3	4.95
799A/792	130.175	206.375	47.625	47.625	34.925	3.5	3.3	5.64
LL327049/LL327010	133.350	173.038	19.050	17.462	14.288	1.5	1.5	1.01
L327249/L327210	133.350	177.008	25.400	26.195	20.638	1.5	1.5	1.71
L826949/826914	133.350	184.150	25.400	25.400	18.258	3.3	3.3	1.85
48385/48320	133.350	190.500	39.688	39.688	33.338	3.5	3.3	3.55
67390/67322	133.350	196.850	46.038	46.038	38.100	3.5	3.3	4.71
74525/74850	133.350	215.900	47.625	47.625	34.925	3.5	3.3	6.49
95525/955925	133.350	234.950	63.500	63.500	49.212	9.7	3.3	11.1
48393/48320	136.525	190.500	39.688	39.688	33.338	3.5	3.3	3.33
LM229139/LM229110	136.525	194.975	33.000	33.000	27.500	3.5	3.5	3.10
LL428349/LL428310	139.700	180.975	21.433	21.433	16.670	1.5	1.5	1.30
74550/74845	139.700	214.975	47.625	47.625	34.925	3.5	3.3	5.9
74550/74850	139.700	222.500	34.925	34.925	23.812	3.5	3.3	5.99
73551/73875	139.700	228.600	57.150	57.150	44.450	6.4	3.3	4.25
898A/892	139.700	236.538	57.150	57.150	44.450	3.5	3.2	8.63
HM231132/HM231110	139.700	254.000	66.675	66.675	47.625	7.0	3.3	10.05
99550/99100	139.700	288.925	82.550	82.550	57.150	9.7	6.4	14
HH231649/HH231610	139.700	295.275	82.550	82.550	57.150	9.7	6.4	24.2
HH234031/HH234010	139.700	307.975	88.900	88.900	66.675	9.7	6.8	31.2
JP14049/JP14010	140.000	195.000	29.000	29.000	21.000	3.0	3.0	2.5
4CB140	140.000	195.000	29.000	29.000	21.000	3.0	3.0	2.5
36686/36620	142.875	193.675	28.575	28.575	23.020	1.6	1.6	2.43
LM229146/LM229110	142.875	194.975	33.000	33.000	27.500	3.5	3.5	2.74
48684/48620	142.875	200.025	41.275	39.688	34.130	8.0	3.3	3.84
73562/73875	142.875	222.250	34.925	31.623	23.812	3.5	1.5	4.08
LL529749/LL529710	146.050	188.120	22.225	20.638	16.670	1.5	1.5	1.39
36690/36620	146.050	193.675	28.575	28.575	23.020	1.5	3.3	2.26
82576/82931	146.050	236.538	57.150	56.642	44.450	3.5	3.3	9.24
HM231140/HM231110	146.050	236.538	57.150	56.642	44.450	3.5	3.3	9.53
99575/99100	146.050	254.000	66.675	66.675	47.625	7.0	6.4	13.20
EE107057/107105	146.050	268.288	74.612	74.612	57.150	6.4	6.4	18.80
HH932145/HH932110	146.050	304.800	88.900	82.550	57.150	6.4	3.3	27.80
HM231148/HM231110	149.225	236.538	57.150	56.642	44.450	6.4	3.3	9.15
99587/99100	149.225	254.000	66.675	66.675	47.625	7.0	3.3	12.70
JL730646/JL730612	150.000	205.000	28.575	28.575	21.438	3.3	3.3	2.69
L630349/L630310	152.400	192.088	25.000	24.000	19.000	2.0	2.0	1.56
L730649/L730610	152.400	203.200	28.575	28.575	21.438	3.3	3.3	2.43
LM330448/LM330410	152.400	203.200	41.275	41.275	34.925	3.3	3.3	3.48

THRUST BALL

BEARING

THRUST BALL BEARING

Composition of thrust ball bearing: the thrust ball bearing consists of race, shaft ring and steel ball cage assembly. The shaft ring matched with the shaft and the seat ring matched with the housing.

It can be divided into one–way thrust ball bearing and two–way thrust ball bearing according to the stress condition. One way thrust ball bearing can bear one–way axial load. The bi–directional thrust ball bearing can bear bi–directional axial load, and the shaft ring is matched with the shaft. The bearing with spherical mounting surface of the race has the self–aligning performance, which can reduce the influence of installation error. The thrust ball bearing cannot bear the radial load, and the limit speed is low.

Purpose of thrust ball bearing: it is only applicable to the machine parts bearing one side of axial load and low speed, such as crane hook, vertical water pump, vertical centrifuge, jack, low–speed reducer, etc. The shaft ring, race and rolling element of the bearing are separated and can be assembled and disassembled separately.

SDVV BEARING

THRUST BALL BEARING
51000 TYPE

轴承型号	基本尺寸/mm			基本额定载荷/Kn		最小载荷常数	极限转速(r/min)		重量/Kg
	d	D	T	Ca	Coa	A	脂	油	w≈
51100	10	24	9	10	14	0.001	6300	9000	0.019
51200	10	26	11	12.5	17	0.002	6000	8000	0.028
51101	12	26	9	10.2	15.2	0.001	6000	8500	0.021
51201	12	28	11	13.2	19	0.002	5300	7500	0.031
51102	15	28	9	10.5	16.8	0.002	5600	8000	0.022
51202	15	32	12	16.5	24.8	0.003	4800	6700	0.041
51103	17	30	9	10.8	18.2	0.002	5300	7500	0.024
51203	17	35	12	17	27.2	0.004	4500	6300	0.048
51104	20	35	10	14.5	24.5	0.004	4800	6700	0.35
51204	20	40	14	22.2	37.5	0.007	3800	5300	0.075
51304	20	47	18	35	55.8	0.016	3600	4500	0.15
51105	25	42	11	15.2	30.2	0.005	4300	6000	0.055
51205	25	47	15	27.8	50.5	0.013	3400	4800	0.11
51305	25	52	18	35.5	61.5	0.021	3000	4300	0.17
51405	25	60	24	55.5	89.2	0.044	2200	3400	0.31
51106	30	47	11	16	34.2	0.007	4000	5600	0.062
51206	30	52	16	28	54.2	0.016	3200	4500	0.13
51306	30	60	231	42.8	78.5	0.033	2400	3600	0.26
51406	30	70	238	72.5	125	0.082	1900	3000	0.51
51107	35	56	12	18.2	41.5	0.01	3800	5300	0.077
51207	35	62	18	39.2	78.2	0.033	2800	4000	0.21
51307	35	68	24	55.2	105	0.059	2000	3200	0.37
51407	35	80	32	86.8	155	0.013	1700	2600	0.76
51108	40	60	13	26.8	62.8	0.021	3400	4800	0.77
51208	40	68	19	47	98.2	0.05	2400	3600	0.26
51308	40	78	26	69.2	135	0.096	1900	3000	0.53
51408	40	90	36	112	205	0.22	1500	2200	1.06

THRUST BALL BEARING
51000 TYPE

轴承型号	基本尺寸/mm			基本额定载荷/Kn		最小载荷常数	极限转速(r/min)		重量/Kg
	d	D	T	Ca	Coa	A	脂	油	w≈
51109	45	65	14	27	66	0.024	3200	4500	0.14
51209	45	73	20	47.8	105	0.059	2200	3400	0.3
51309	45	85	28	75.8	150	0.13	1700	2600	0.66
51409	45	100	39	140	262	0.36	1400	2000	1.41
51110	50	70	14	27.2	69.2	0.027	3000	4300	0.15
51210	50	78	22	48.5	112	0.068	2000	3200	0.37
51310	50	95	31	96.5	202	0.21	1600	2400	0.92
51410	50	110	43	160	302	0.5	1300	1900	1.86
51111	55	78	16	33.8	89.2	0.043	2800	4000	0.22
51211	55	90	25	67.5	158	0.13	1900	3000	0.58
51311	55	105	35	115	242	0.31	1500	2200	1.28
51411	55	120	48	182	355	0.38	1100	1700	2.51
51112	60	85	17	40.2	108	0.063	2600	3800	0.27
51212	60	95	26	73.5	178	0.16	1800	2800	0.66
51312	60	110	35	118	262	0.35	1400	2000	1.37
51412	60	130	51	200	395	0.88	1000	1600	3.08
51413	65	90	18	40.5	112	0.07	2400	3600	0.31
51113	65	100	27	74.8	188	0.18	1700	2600	0.72
51213	65	115	36	115	262	0.38	1300	1900	1.48
51313	65	140	56	215	448	1.14	900	1400	3.91
51413	70	95	18	40.8	115	0.078	2200	3400	0.33
51114	70	105	27	73.5	188	0.19	1600	2400	0.75
51214	70	125	40	148	340	0.6	1200	1800	1.98
51314	70	150	60	255	560	1.71	850	1300	4.85
51414	75	100	19	48.2	140	0.11	2000	3200	0.38
51115	75	110	27	74.8	198	0.21	1500	2200	0.82
51315	75	135	44	162	380	0.77	1100	1700	2.58
51415	75	160	65	268	615	2	800	1200	6.08

THRUST BALL BEARING
51000 TYPE

轴承型号	基本尺寸/mm			基本额定载荷/Kn		最小载荷常数	极限转速(r/min)		重量/Kg
	d	D	T	Ca	Coa	A	脂	油	w≈
51116	80	105	19	48.5	145	0.12	1900	3000	0.4
51216	80	115	28	83.5	222	0.27	1400	2000	0.9
51316	80	140	44	160	380	0.81	1000	1600	2.69
51416	80	170	68	292	692	2.55	750	1100	7.12
51117	85	110	19	49.2	150	0.13	1800	2800	0.42
51217	85	125	31	102	280	0.41	1300	1900	1.21
51317	85	150	49	208	495	1.28	950	1500	3.47
51417	85	180	72	318	782	3.24	700	1000	8.28
51118	90	120	22	65	200	0.21	1700	2600	0.65
51218	90	135	35	115	315	0.52	1200	1800	1.65
51318	90	155	50	205	495	1.34	900	1400	3.69
51418	90	190	77	325	825	3.71	670	950	9.86
51120	100	135	25	85	268	0.37	1600	2400	0.95
51220	100	150	38	132	375	0.75	1100	1700	2.21
51320	100	170	55	235	595	1.88	800	1200	4.86
51420	100	210	85	400	1080	6.17	600	850	13.3
51122	110	145	25	87	288	0.34	1500	2200	1.03
51222	110	160	38	138	412	0.89	1000	1600	2.39
51322	110	190	63	278	755	2.97	700	1100	7.05
51422	110	230	95	490	1390	10.4	530	750	20
51124	120	155	25	87	298	0.48	1400	2000	1.1
51224	120	170	39	135	412	0.96	950	1500	2.62
51324	120	210	70	330	945	4.58	670	950	9.54
51424	120	250	102	412	1220	12.4	480	670	25.5
51126	130	170	30	108	375	0.74	1300	1900	1.7
51226	130	190	45	188	575	1.75	900	1400	3.93
51326	130	225	75	358	1070	5.91	600	850	11.7
51426	130	270	110	630	2010	21.1	430	600	32

THRUST BALL BEARING
51000 TYPE

轴承型号	基本尺寸/mm			基本额定载荷/Kn		最小载荷常数	极限转速(r/min)		重量/Kg
	d	D	T	Ca	Coa	A	脂	油	w≈
51128	140	180	31	110	402	0.84	1200	1800	1.85
51228	140	200	46	190	598	1.96	850	1300	4.27
51328	140	240	80	395	1230	7.84	560	800	14.1
51428	140	280	112	630	2010	22.2	400	560	32.2
51130	150	190	31	110	415	0.93	1100	1700	1.95
51230	150	215	50	242	768	3.06	800	1200	5.52
51330	150	250	80	405	1310	8.8	530	750	14.9
51430	150	300	120	670	2240	27.9	380	530	38.2
51132	160	200	31	110	428	1.01	1000	1600	2.06
51232	160	225	51	240	768	3.23	750	1100	5.91
51332	160	270	87	470	1570	12.8	500	700	18.9
51134	170	215	34	135	528	1.48	950	1500	2.71
51234	170	240	55	280	915	4.48	700	1000	7.31
51334	170	280	87	470	1580	13.8	480	670	22.5
51136	180	225	34	135	528	1.56	900	1400	2.77
51236	180	250	56	285	958	4.91	670	950	7.84
51336	180	300	95	518	1820	17.9	430	600	28.7
51138	190	340	37	172	678	2.41	850	1300	3.61
51238	190	270	62	328	1160	69.7	630	900	10.5
51338	190	320	105	608	2220	26.7	400	560	41.1
51140	200	250	37	172	698	2.6	800	1200	3.77
51240	200	280	62	332	1210	7.59	600	850	11
51340	200	340	110	600	2220	28	360	500	44
51144	220	270	37	188	782	3.35	750	1100	4.6
51244	220	300	63	365	1360	10.3	560	800	13.7
51148	240	300	45	258	1040	5.95	700	1000	7.6

SDVV BEARING

THRUST BALL BEARING
52000 TYPE

轴承型号		基本尺寸/mm			重量/Kg
新型号	原型号	d	D	T	w≈
52202	38202	10	32	22	0.083
52204	38204	15	40	26	0.13
52205	38205	20	47	28	0.209
52206	38206	25	52	29	0.26
52207	38207	30	62	34	0.41
52208	38208	30	68	36	0.485
52209	38209	35	73	37	0.609
52210	38210	40	78	39	0.716
52211	38211	45	90	45	1.1
52212	38212	50	95	46	1.22
52213	38213	55	100	47	0.29
52214	38214	55	105	47	1.36
52215	38215	60	110	47	1.57
52216	38216	65	115	48	1.67
52217	38217	70	125	55	2.19
52218	38218	75	135	62	3.14
52220	38220	85	150	67	4.06
52222	38222	95	160	67	4.52
52224	38224	100	170	68	5.3
52226	38226	110	190	80	7.91
52228	38228	120	200	51	8.33
52230	38230	130	215	89	10.4
52232	38232	140	225	90	12
52234	38234	150	240	97	14
52236	38236	150	250	98	14
52238	38238	160	270	109	24.3
52240	38240	170	280	109	22.7
52305	38305	20	52	34	0.33
52306	38306	25	60	38	0.48
52307	38307	30	68	44	0.519
52308	38308	30	78	48	1.01
52309	38309	35	85	52	1.24
52310	38310	40	95	58	1.8
52311	38311	45	105	64	2.44
52312	38312	50	110	64	2.7

轴承型号		基本尺寸/mm			重量/Kg
新型号	原型号	d	D	T	w≈
52313	38313	55	115	65	2.9
52314	38314	55	125	72	3.9
52315	38315	60	135	79	4
52316	38316	65	140	79	4.87
52317	38317	70	150	87	6.8
52318	38318	75	155	88	7.12
52320	38320	85	170	97	9
52322	38322	95	190	110	12.5
52324	38324	100	210	123	20.3
52326	38326	110	225	130	21.9
52328	38328	120	240	140	27
52330	38330	150	250	140	31.63
52330M	38330H	150	250	140	31.63
52336M	38336H	180	300	165	49.3
52405	38405	15	60	45	0.64
52406	38406	20	70	52	0.97
52407	38407	25	80	59	1.44
52408	38408	30	90	65	2.3
52409	38409	34	100	72	2.53
52410	38410	40	110	78	3.29
52411	38411	45	120	87	5.2
52412	38412	50	130	93	5.88
52413	38413	55	140	101	7.49
52415	38415	60	160	115	51
52416	38416	60	170	120	-
52417	38417	65	180	128	9.5
52420	38420	80	210	150	22.5
52422	38422	90	230	166	24.6
52424	38424	95	250	177	-
52426	38426	100	270	192	-
52428	38428	110	280	196	58.5
52430	38430	120	300	209	69.5

THRUST BALL BEARING
53000 TYPE

轴承型号		基本尺寸/mm			重量/Kg
新型号	原型号	d	D	T	w≈
53205U	18205	25	50	19	0.15
53206U	18206	30	55	20	0.2
53207U	18207	35	65	22	0.29
53208U	18208	40	72	23	0.336
53209U	18209	45	78	24	0.4
53210U	18210	50	82	26	0.51
53211U	18211	55	95	30	0.62
53213U	18213	65	105	32	0.9
53215U	18215	75	115	32	1.15
53216U	18216	80	120	33	1.15
53218U	18218	90	140	42	2.31
53222U	18222	110	165	45	2.92
53224U	18224	120	175	46	3
53226U	18226	130	195	53	3.07
53228U	18228	140	210	55	5.08

轴承型号		基本尺寸/mm			重量/Kg
新型号	原型号	d	D	T	w≈
53309U	18309	45	90	33	0.87
53314U	18314	70	130	48	2.51
53315U	18315	75	140	52	2.87
53316U	18316	80	145	52	3.24
53320U	18320	100	175	64	5.98
53322U	18322	110	195	72	9.2
53324U	18324	120	220	80	12.1
53330U	18330	150	250	92	19.83

THRUST ROLLER

BEARING

THRUST ROLLER BEARING

The thrust roller bearing is used to bear the combined axial and radial loads mainly including axial load, but the radial load shall not exceed 55% of the axial load. Compared with other thrust roller bearings, this kind of bearing has lower friction coefficient, higher rotating speed and self–aligning performance

The stick of 29000 type bearing is an asymmetric spherical roller, which can reduce the relative sliding of the roller and raceway during operation. The roller is long, large in diameter, large in number and high in load capacity. It is usually lubricated with oil, and can be lubricated with grease in some low speed cases. Priority shall be given to selection in design;

80000 type thrust cylindrical roller bearing, 90000 type thrust tapered roller bearing and AXK type thrust needle roller bearing can withstand unidirectional axial load, which is much greater than the axial load capacity of thrust ball bearing, and has large rigidity and small axial space occupation.

THRUST ROLLER BEARING

9100 TYPE 9200 TYPE

轴承型号		基本尺寸/mm			重量/Kg
新型号	原型号	d	D	T	w≈
9103M	81103M	17	30	9	0.0251
9104M	81104M	20	35	10	0.037
9105M	81105M	25	42	11	0.0558
9106M	81106M	30	47	11	0.0602
9107M	81107M	35	52	11	0.072
9108M	81108M	40	60	13	0.115
9110M	81110M	50	70	14	0.152
9111M	81111M	55	78	16	0.227
9112M	81112M	60	85	17	0.276
9113M	81113M	65	90	17	0.32
9114M	81114M	70	95	18	0.344
9115M	81115M	75	100	19	0.385
9116M	81116M	80	105	19	0.408
9117M	81117M	85	110	19	0.426
9118M	81118M	90	120	22	0.651
9120M	81120M	100	135	25	0.95
9122M	81122M	110	145	25	1.07
9124M	81124M	120	155	25	1.13
9126M	81126M	130	170	30	1.7
9128M	81128M	140	180	31	1.946
9130M	81130M	150	190	32	2.066
9132M	81132M	160	200	32	2.189
9134M	81134M	170	215	34	2.95
9136M	81136M	180	225	34	3.04
9138M	81138M	190	240	37	3.84
9140M	81140M	200	250	37	2.23
9144M	81144M	220	270	37	4.5
9148M	81148M	240	300	45	7.25
9152M	81152M	260	320	45	8.1
9156M	81156M	280	350	53	12.3
9160M	81160M	300	380	62	17.5
9164M	81164M	320	400	63	18.76
9168M	81168M	340	420	64	19.78
9172M	81172M	360	440	65	-
9180M	81180M	400	480	65	-
9184M	81184M	420	500	65	-
9192M	81192M	460	560	80	-

轴承型号		基本尺寸/mm			重量/Kg
新型号	原型号	d	D	T	w≈
9204M	81204M	20	14	14	0.18
9205M	81205M	25	47	15	0.2
9206M	81206M	30	52	16	0.22
9207M	81207M	35	62	18	0.24
9208M	81208M	40	68	19	0.27
9209M	81209M	45	73	20	0.32
9210M	81210M	50	78	22	0.39
9211M	81211M	55	90	25	0.619
9212M	81212M	60	95	26	0.75
9213M	81213M	65	100	27	0.87
9214M	81214M	70	105	27	0.79
9215M	81215M	75	110	27	0.85
9216M	81216M	80	115	28	0.925
9217M	81217M	85	125	31	1.3
9218M	81218M	90	135	35	1.77
9220M	81220M	100	150	38	2.4
9222M	81222M	110	160	38	2.6
9224M	81224M	120	170	39	2.9
9226M	81226M	130	190	45	3.91
9230M	81230M	150	215	50	5.8
9234M	81234M	170	240	55	8.3
9236M	81236M	180	250	56	8.24
9238M	81238M	190	270	62	10.4
9240M	81240M	200	280	62	12.4
9244M	81244M	220	300	63	13.7
9248M	81248M	240	340	78	23.6
9252M	81252M	260	360	79	25.5
9256M	81256M	280	380	80	27.8
9260M	81260M	300	420	95	42.5
9264M	81264M	320	440	95	42.6
9268M	81268M	340	460	96	44.98
9272M	81272M	360	500	110	51.8

THRUST SELF-ALIGNING

ROLLER BEARING

轴承型号	基本尺寸/mm			基本额定载荷/Kn		rmin	极限转速(r/min)		重量/Kg
	d	D	T	Ca	Coa		脂	油	w≈
29412E	60	130	42	345	915	1.5	1800	2600	2.52
29412EM	60	130	42	290	925	1.5	1800	2600	2.8
29413E	65	140	45	460	1080	2	1700	2400	3.1
29413EM	65	140	45	340	1080	2	1700	2400	3.75
29414E	70	150	48	449	1250	2	1600	2200	3.83
29414EM	70	150	48	380	1230	2	1600	2200	4.31
29415E	75	160	51	600	1430	2	1600	2200	4.61
29415EM	75	160	51	440	1270	2	1600	2200	4.72
29416E	80	170	54	575	1630	2.1	1400	2000	5.5
29416EM	80	170	54	468	1380	2.1	1400	2000	6.09
29317E	85	150	39	380	1060	1.5	1600	2200	2.7
29317EM	85	150	39	290	930	1.5	1600	2200	2.82
29417E	85	180	58	735	1800	2.1	1300	1900	6.61
29417EM	85	180	58	510	1658	2.1	1300	1900	7.05
29318E	90	155	39	400	1080	1.5	1600	2200	2.78
29318EM	90	155	39	300	960	1.5	1600	2200	3.06
29418E	190	190	60	700	2000	2.1	1300	1800	7.65
29418EM	90	190	60	560	1980	2.1	1300	1800	8.01
29320E	100	170	42	422	2350	1.5	1500	2000	3.57
29320EM	100	170	42	355	1160	1.5	1500	2000	3.81
29420E	100	210	67	860	2500	3	1200	1700	10.6
29420EM	100	210	67	760	2500	3	1200	1700	14.2
29322E	110	190	48	610	1730	2	1200	1700	5.24
29322EM	110	190	48	455	1646	2	1200	1700	7.03
29422E	110	230	73	1180	3000	3	1100	1600	13.4
29422EM	110	230	73	905	2610	3	1100	1600	17.9
29324E	120	210	54	765	2120	2.1	1100	1600	7.33
29324EM	120	210	54	545	2100	2.1	1100	1600	7.92
29424E	120	250	78	1170	3450	4	1000	1500	16.2
29424EM	120	250	78	960	3300	4	1000	1500	18.8

SDVV BEARING

THRUST SELF-ALIGNING ROLLER BEARING

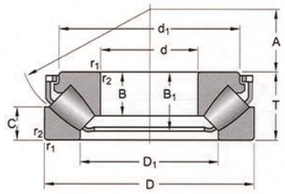

E型(Type)

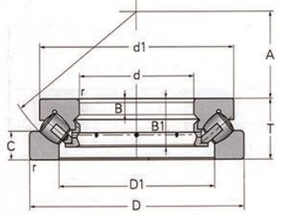

EM型(Type)

轴承型号	基本尺寸/mm			基本额定载荷/Kn		rmin	极限转速(r/min)		重量/Kg
	d	D	T	Ca	Coa		脂	油	w≈
29326E	130	225	58	753	2500	2.1	1000	1500	8.85
29326EM	130	225	58	600	2260	2.1	1000	1500	9.65
29426E	130	270	85	1380	4050	4	950	1400	22.1
29426EM	130	270	85	1110	3500	4	950	1400	29.2
29328E	140	240	60	845	2850	2.1	950	1400	10.3
29328EM	140	240	60	707	2490	2.1	950	1400	11.2
29428E	140	280	85	1400	4300	4	850	1200	22.4
29428EM	140	280	85	1160	4200	4	850	1200	25.5
29230E	150	215	39	408	1600	1.5	1250	1800	4.2
29330E	150	250	60	870	2900	2.1	950	1400	10.9
29330EM	150	250	60	715	2500	2.1	950	1400	11.5
29430E	150	300	90	1510	5100	4	800	1100	27.7
29430EM	150	300	90	1310	4750	4	800	1100	30.4
29232E	160	225	39	380	1650	1.5	1200	1700	4.33
29332E	160	270	67	1000	3400	3	850	1200	14.3
29332EM	160	270	67	840	3333	3	850	1200	15.8
29432E	160	320	95	1790	5600	5	700	1000	32.6
29432EM	160	320	95	1450	4850	5	700	1000	35.1
29234E	170	240	42	450	1900	1.5	850	1200	5.3
29334E	170	280	67	1200	3550	3	850	1200	14.8
29334EM	170	280	67	850	3400	3	850	1200	16.5
29434E	170	340	103	2360	6550	5	700	950	40
29434EM	170	340	103	1658	5330	5	700	950	40.6
29236E	180	250	42	470	2060	1.5	900	1300	5.66
29336E	180	300	73	1430	4300	3	700	1000	19.1
29336EM	180	300	73	1000	4050	3	700	1000	21.7
29436E	180	360	109	2600	7350	5	700	950	47.4
29436EM	180	3600	109	1870	6110	5	700	950	62.2
29238E	190	270	48	530	2230	2	1000	1400	7.91
29338E	190	320	78	1630	4750	4	750	1000	22.9
29338EM	190	320	78	1180	4950	4	750	1000	26
29438E	190	380	115	2850	8000	5	630	850	56
29438EM	190	380	115	2230	7690	5	630	850	61.4

轴承型号	基本尺寸/mm			基本额定载荷/Kn		rmin	极限转速(r/min)		重量/Kg
	d	D	T	Ca	Coa		脂	油	w≈
29240E	200	280	48	690	3000	2	1000	1400	8.34
29240EM	200	280	48	536	2270	2	1000	1400	8.9
29340E	200	340	85	1860	5500	4	700	950	28.6
29340EM	200	340	85	1140	4750	4	700	950	34
29440E	200	400	122	2760	9000	5	600	800	65.8
29440EM	200	400	122	2460	8470	5	600	800	73
29244E	220	300	48	690	3000	2	900	1300	9.08
29244EM	220	300	48	542	2495	2	900	1300	10
29344E	220	360	85	2000	6300	4	670	900	33.5
29344EM	220	360	85	1380	5240	4	670	900	33.3
29444E	220	420	122	3350	9650	6	560	750	69.9
29444EM	220	420	122	2540	8990	6	560	750	74.9
29248E	240	340	60	799	3450	2.1	800	1100	15.6
29248EM	240	340	60	822	3680	2.1	800	1100	16.7
29348E	240	380	85	2040	6500	4	600	800	33.6
29348EM	240	380	85	1410	5500	4	600	800	35.5
29448E	240	440	122	3400	10200	6	530	750	70.1
29448EM	240	440	122	2610	9500	6	530	750	83
29252E	260	360	60	850	3650	2.1	800	1100	16.9
29252EM	260	360	60	838	3720	2.1	800	1100	18.5
29352E	260	420	95	2550	8300	5	600	800	46.5
29352EM	260	420	95	1810	6950	5	600	800	51.5
29452E	260	480	132	4050	12900	6	500	670	97.7
29452EM	260	480	132	3100	11100	6	500	670	110
29256E	280	380	60	865	4000	2.1	700	1000	17.8
29256EM	280	380	60	838	3720	2.1	700	1000	19.5
29356E	280	440	95	2550	8650	5	600	800	49
29356EM	280	440	95	1840	7150	5	600	800	53.2
29456E	280	520	145	4310	15300	6	480	630	125
29456EM	280	520	145	3650	13600	6	480	630	137

INSERT BEARING

The outer spherical ball bearing is actually a variant of the deep groove ball bearing. Its outer diameter surface is spherical, which can be fitted into the corresponding concave spherical sur–face of the bearing seat to play the role of centering. The outer spherical bearing is mainly used to bear the combined radial and axial load, and it is not suitable to bear the axial load alone.

INSERT BEARING

SDVV BEARING

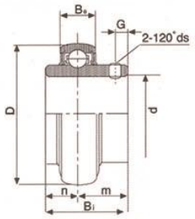

• UC200 (Light Duty)
Spherical O.D.

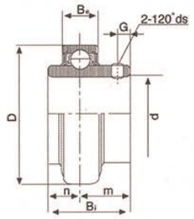

• UR / CUC200 (Light Duty)
Cylindrical O.D.

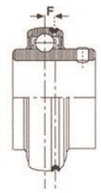

• UC200G
Relubricatable type

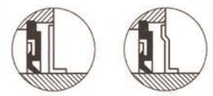

SL TYPE SEAL TJ TYPE SEAL

Bearing No	Shaft Dia d (in)	Shaft Dia d (mm)	D	Bi	Be	n	m	G	ds (mm)	ds (in.UNF)	F	Basic dynamie Load ratings (KN)	Basic static Load ratings (KN)	Weight (kg)
UCW201 UCW201-8	1/2	12	40	27.4	14	11.5	15.9	4.2	M5x0.8	1/4-28	4.1	7.36	4.48	0.12
UCW202 UCW202-9 UCW202-10	9/16 5/8	15	40	27.4	14	11.5	15.9	4.2	M5x0.8	1/4-28 1/4-28	4.1	7.36	4.48	0.11
UCW203 UCW203-11	11/16	17	40	27.4	14	11.5	15.9	4.2	M5x0.8	1/4-28	4.1	7.36	4.48	0.10
UC201 UC201-8	1/2	12	47	31	17	12.7	18.3	5	M6x1	1/4-28	4.3	9.88	6.20	0.21
UC202 UC202-9 UC202-10	9/16 5/8	15	47	31	17	12.7	18.3	5	M6x1	1/4-28 1/4-28	4.3	9.88	6.20	0.19
UC203 UC203-11	11/16	17	47	31	17	12.7	18.3	5	M6x1	1/4-28	4.3	9.88	6.20	0.18 0.19
UC204 204-12	3/4	20	47	31	17	12.7	18.3	5	M6x1	1-4/28	4.3	9.88	6.20	0.17 0.18
UC205 205-14 205-15 205-16	7/8 15/16 1	25	52	34.1	17	14.3	19.8	5.4	M6x1	1/4-28	4	10.78	6.98	0.19 0.22 0.20 0.19
UC206 206-17 206-18 206-19 206-20	1-1/16 1-1/8 1-3/16 1-1/4	30	62	38.1	19	15.9	22.2	5.5	M6x1	1/4-28	5.3	14.97	10.04	0.31 0.33 0.34 0.32 0.30
UC207 207-20 207-21 207-22 207-23	1-1/4 1-5/16 1-3/8 1-7/16	35	72	42.9	20	17.5	25.4	6.9	M8x1	5/16-24	5.8	19.75	13.67	0.46 0.52 0.51 0.48 0.46
UC208 208-24 208-25	1-1/2 1-9/16	40	80	49.2	21	19.0	30.2	8	M8x1	5/16-24	6.2	22.71	15.94	0.63 0.68 0.64
UC209 209-26 209-27 209-28	1-5/8 1-11/16 1-3/4	45	85	49.2	22	19.0	30.2	8	M8x1	5/16-24	6.5	24.36	17.71	0.68 0.78 0.74 0.70
UC210 210-30 210-31 210-32	1-7/8 1-15/16 2	50	90	51.6	24	19.0	32.6	10	M10x1.25	3/8-24	7	26.98	19.84	0.78 0.85 0.80 0.78
UC211 211-32 211-34 211-35	2 2-1/8 2-3/16	55	100	55.6	25	22.2	33.4	10	M10x1.25	3/8-24	7.4	33.37	25.11	1.07 1.22 1.10 1.05
UC212 212-36 212-38 212-39	2-1/4 2-3/8 2-7/16	60	110	65.1	27	25.4	39.7	10	M10x1.25	3/8-24	7.6	36.74	27.97	1.51 1.65 1.52 1.42
UC213 213-39 213-40	2-7/16 2-1/2	65	120	65.1	28	25.4	39.7	10	M10x1.25	3/8-24	8.5	44.01	34.18	1.86 1.96 1.94
UC214 214-43 214-44	2-11/16 2-3/4	70	125	74.6	29	30.2	44.4	12	M12x1.25	7/16-20	8.9	46.79	37.59	2.18 2.28 2.06
UC215 215-47 215-46	2-15/16 3	75	130	77.8	30	33.3	44.5	12	M12x1.25	7/16-20	9.2	50.85	41.26	2.21 2.30 2.13
UC216		80	140	82.6	33	33.3	49.3	12	M12x1.25	7/16-20	9.5	55.04	45.09	2.79
UC217 217-52	3-1/4	85	150	85.7	35	34.1	51.6	12	M12x1.25	7/16-20	11.1	64.01	53.28	3.38 3.59
UC218 218-56	3-1/2	90	160	96	37	39.7	56.3	12	M12x1.25	1/2-20	11.8	73.83	60.76	4.46 4.56

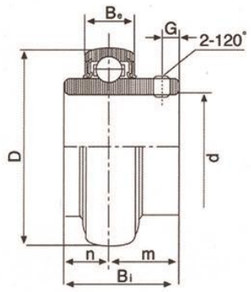

• UC300

SL TYPE SEAL TJ TYPE SEAL L3 TYPE SEAL

UC300 Series

Unit No.	Shaft Dia d	Shaft Dia d (mm)	D	Bi	Be	n	m	G	ds	Basic Load Dynamic Cr	Rating KN Static Cor	Weight kg
UC305-14 305-15 305 305-16	7/8 15/16 1	25	62	38	21	15	23	6	M6X1	17.22	11.39	0.44
UC306-18 306 306-19	1-1/8 1-3/16	30	72	43	23	17	26	6	M6X1	20.77	14.17	0.56
UC307-20 307-21 307-22 307	1-1/4 1-5/16 1-3/8	35	80	48	25	19	29	8	M8X1	25.66	17.92	0.71
UC308-24 308-25 308	1-1/2 1-9/16	40	90	52	27	19	33	10	M10X1.25	31.35	22.38	1.00
UC309-26 309-27 309-28 309	1-5/6 1-11/16 1-3/4	45	100	57	30	22	35	10	M10X1.25	40.66	30	1.28
UC310-30 310-31 310	1-7/8 1-15/16	50	110	61	32	22	39	12	M12X1.25	47.58	35.71	1.65
UC311-32 311-34 311 311-35	2 2-1/8 2-3/16	55	120	66	34	25	41	12	M12X1.25	55.05	41.91	2.07
UC312-36 312 312-38 312-39	2-1/4 2-3/8 2-7/16	60	130	71	36	26	45	12	M12X1.25	62.88	48.6	2.59
UC313-40 313	2-1/2	65	140	75	38	30	45	12	M12X1.25	72.21	56.68	3.15
UC314-44 314	2-3/4	70	150	78	40	33	45	12	M12X1.25	80.1	63.48	3.83
UC315 315-48	3	75	160	62	42	32	50	14	M14X1.5	87.25	71.67	4.59
UC316		80	170	86	44	34	52	14	M14X1.5	94.57	80.35	5.40
UC317-52 317	3-1/4	85	180	96	46	40	56	16	M16X1.5	102.05	89.52	6.58
UC318-56 318	3-1/2	90	190	96	48	40	56	16	M16X1.5	110.81	100.76	7.34
UC319 319-60	3-3/4	95	200	103	50	41	62	16	M16X1.5	120.51	113.75	8.70
UC320 320-64	4	100	215	108	54	42	66	18	M18X1.5	133.06	131.18	10.80
UC321		105	225	112	56	44	68	18	M18X1.5	141.30	142.84	12.20
UC322		110	240	117	60	46	71	18	M18X1.5	157.66	167.64	14.30
UC324		120	260	126	64	51	75	18	M18X1.5	175.07	194.42	18.50
UC326		130	280	135	68	54	81	20	M20X1.5	194.93	226.71	23.00
UC328		140	300	145	72	59	86	20	M20X1.5	211.38	253.93	28.50

UEL200系列

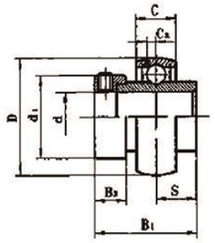

轴承型号		外形尺寸(mm)										重量 kg	配偏心套代号	
新代号	旧代号	d	D	B1	B	B2	S	C	D1	G	DS		新代号	旧代号
UEL201	290501	12	40	37.3	27.8	13.5	13.9	15	28.6	4.8	M6X1	0.26	E201	P501
UEL202	390502	15	40	37.3	27.8	13.5	13.9	15	28.6	4.8	M6X1	0.23	E202	P502
UEL203	390503	17	40	37.3	27.8	13.5	13.9	15	28.6	4.8	M6X1	0.21	E203	P503
UEL204	390504	20	47	43.7	34.2	13.5	17.1	17	33.3	4.8	M6X1	0.18	E204	P504
UEL205	390505	25	52	44.4	34.9	13.5	17.5	17	38.1	4.8	M6X1	0.25	E3205	P505
UEL206	390506	30	62	48.4	36.5	15.9	18.3	19	44.5	6	M6X1	0.4	E206	P506
UEL207	390507	35	72	51.1	37.6	17.5	18.8	20	55.6	6.8	M8X1	0.61	E207	P507
UEL208	390508	40	80	56.3	42.8	18.3	21.4	21	60.3	6.8	M8X1	0.75	E208	P508
UEL209	390509	45	85	56.3	42.8	18.3	21.4	22	63.5	6.8	M8X1	0.81	E3209	P509
UEL210	390510	50	90	62.7	49.2	18.3	24.6	24	69.9	7	M10X1	0.98	E210	P510
UEL211	390511	55	100	71.4	55.5	20.7	27.8	25	76.2	7	M10X1	1.3	E211	P511
UEL212	390512	60	110	77.8	61.9	22.3	31	27	84.2	8	M10X1	1.78	E212	P512
UEL213	390513	65	120	85.7	69.2	23.5	34.1	27	86	8.5	M12X1.5	2.48	E213	P513
UEL214	390514	70	125	85.7	69.2	23.5	34.1	29	90	8.5	M12X1.5	2.5	E214	P514
UEL215	390515	75	130	92.1	76.6	23.5	37.3	30	102	8.5	M12X1.5	2.86	E215	P515
UEL216	390516	80	140	92	70	30	33.3	33	110	11	M12X1.5	3.3	E216	P516

UEL300系列

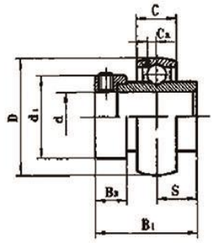

轴承型号		外形尺寸(mm)										重量 kg	配偏心套代号	
新代号	旧代号	d	D	B1	B	B2	S	C	D1	G	DS		新代号	旧代号
UEL305	290605	25	62	46.8	34.9	15.9	16.7	21	42	6	M6X1	0.43	E305	P605
UEL306	390606	30	72	50	36.5	17.5	17.5	23	49	6.5	M8X1	0.69	E306	P606
UEL307	390607	35	80	51.6	38.1	17.5	18.3	25	55	6.5	M8X1	0.8	E307	P607
UEL308	390608	40	90	57.1	41.5	20.6	19.8	27	63.5	8	M10X1	1.08	E308	P608
UEL309	390609	45	100	58.7	43.1	20.6	19.8	30	70	8	M10X1	1.45	E309	P609
UEL310	390610	50	110	66.6	49.4	22.2	24.6	32	76	9	M12X1.25	1.86	E310	P610
UEL311	390611	55	120	73	55.8	22.2	27.8	34	82	9	M12X1.25	2.34	E311	P611
UEL312	390612	60	130	79.4	61.5	23.9	30.95	36	88	9	M12X1.25	2.94	E312	P612
UEL313	390613	65	140	85.7	64.7	27	32.55	38	95	10	M12X1.25	3.67	E313	P613
UEL314	390614	70	150	92.1	67.9	30.2	34.15	40	102	12.5	M12X1.25	4.4	E314	P614
UEL315	390615	75	160	100	74.2	31.8	37.3	42	110	12.5	M12X1.25	5.34	E315	P615
UEL316	390616	80	170	106.4	80.6	31.8	40.5	44	117	12.5	M12X1.25	6.7	E316	P616
UEL317	390617	85	180	109.5	83.7	31.8	42.05	46	126	12.5	M16X1.5	8	E317	P617
UEL318	390618	90	190	115.9	87.4	36.5	43.65	48	133	14	M16X1.5	9.1	E318	P618
UEL319	390619	95	200	122.3	93.8	36.5	38.9	50	140	14	M16X1.5	10.4	E319	P619
UEL320	390620	100	215	128.6	100.1	36.5	50	54	146	14	M16X1.5	13	E320	P620
UEL321	390621	105	225	139.7	104.8	42.8	48.4	56	157	16	M20X1.5	14.6	E321	P621
UEL322	390622	110	240	142	110	40	55	60	160	16	M20X1.5	17.2	E322	P622

UK200系列

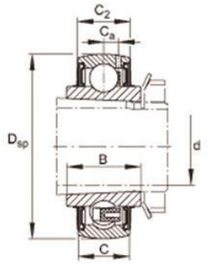

轴承型号		外形尺寸(mm)					重量 kg
新代号	旧代号	d	D	B	S	C	
UK205	190505	25	52	26	13	17	0.16
UK206	190506	30	62	28	14	19	0.24
UK207	190507	35	72	30	15	20	0.4
UK208	190508	40	80	31	15.5	21	0.53
UK209	190509	45	85	33	16.5	22	0.55
UK210	190510	50	90	35	17.5	24	0.62
UK211	190511	55	100	39	19.5	25	0.85
UK212	190512	60	110	41	20.5	27	1.13
UK213	190513	65	120	41.5	20.75	27	1.46
UK215	190515	75	130	44	22	30	1.53
UK216	190516	80	140	48	24	33	1.98
UK217	190517	85	150	50	25	36	2.51
UK218	190518	90	160	51	25.5	37	3.07

UK300系列

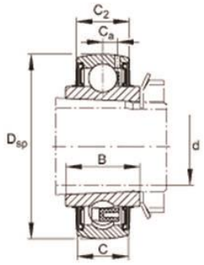

轴承型号		外形尺寸(mm)					重量 kg
新代号	旧代号	d	D	B	S	C	
UK305	190605	25	62	27	13.5	21	0.27
UK306	190606	30	72	30	15	23	0.47
UK307	190607	35	80	34	17	25	0.58
UK308	190608	40	90	36	18	27	0.81
UK309	190609	45	100	39	19.5	30	1.1
UK310	190610	50	110	42	21	32	1.33
UK311	190611	55	120	44	22	34	1.65
UK312	190612	60	130	48	24	36	2.07
UK313	190613	65	140	49	24.5	38	2.54
UK315	190615	75	160	56	28	42	3.81
UK316	190616	80	170	58	29	44	4.5
UK317	190617	85	180	61	30.5	46	5.3
UK318	190618	90	190	66	33	48	6.2
UK319	190619	95	200	67	33.5	50	7.16
UK320	190620	100	215	74	37	54	8.97
UK322	190622	110	240	82	41	60	12.19
UK324	190624	120	260	86	43	64	14.91
UK326	190626	130	280	90	45	68	18.85
UK328	190628	140	300	95	47.5	73	23.45

SA200系列

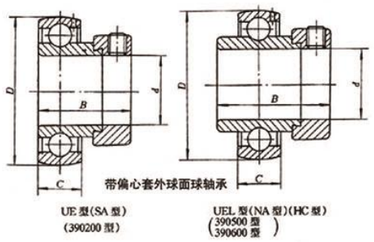

轴承型号		外形尺寸(mm)										重量 kg	配偏心套代号	
新代号	旧代号	d	D	B1	B	B2	S	C	D1	G	DS		新代号	旧代号
SA201		12	40	28.6	19	13.5	6.5	13	28.6	4.8	M6X1	0.14	E201	P501
SA202		15	40	28.6	19	13.5	6.5	13	28.6	4.8	M6X1	0.13	E202	P502
SA203		17	40	28.6	19	13.5	6.5	13	28.6	4.8	M6X1	0.12	E203	P503
SA204		20	47	31	21.5	13.5	7.5	14	33.3	4.8	M6X1	0.14	E204	P504
SA205		25	52	31	21.5	13.5	7.5	15	38.1	4.8	M6X1	0.18	E205	P505
SA206		30	62	35.7	23.8	15.9	9	16	44.5	6	M6X1	0.31	E206	P506
SA207		35	72	38.9	25.4	17.5	9.5	17	55.6	6.8	M8X1	0.51	E207	P507
SA208		40	80	43.7	30.2	18.3	11	18	60.3	6.8	M8X1	0.64	E208	P508
SA209		45	85	43.7	30.2	18.3	11	19	63.5	6.8	M8X1	0.68	E209	P509
SA210		50	90	43.7	30.2	18.3	11	20	69.9	7	M10X1	0.77	E210	P510
SA211		55	100	48.4	32.5	20.7	12	24	76.2	7	M10X1	0.83	E211	P511
SA212		60	110	53.1	37.2	22.3	13.5	24	84.2	8	M10X1	1.4	E212	P512

SB200系列

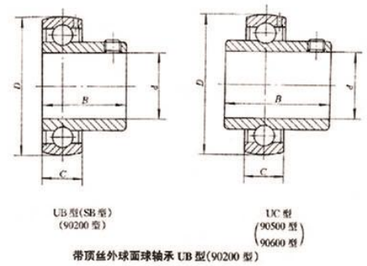

轴承型号		外形尺寸(mm)								重量 kg
新代号	旧代号	d	D	B	S	C	G	R(min)	ds	
SB201		12	40	22	6	12	4.5	0.6	M5X0.5	12
SB202		15	40	22	6	12	4.5	0.6	M5X0.5	15
SB203		17	40	22	6	12	4.5	0.6	M5X0.5	17
SB204		20	47	25	7	14	4.5	1	M6X1	20
SB205		25	52	27	7.5	15	5	1	M6X1	25
SB206		30	62	30	8	16	5	1	M6X1	30
SB207		35	72	32	8.5	17	6	1.1	M8X1	35
SB208		40	80	34	9	18	8	1.1	M8X1	40

SDVV BEARING

UCP 200 (normal-duty)

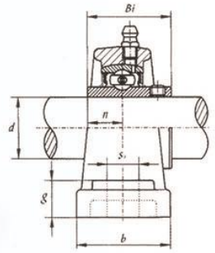

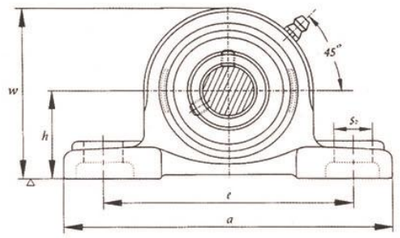

带座轴承代号 Bearing Unit No.	轴径 Shaft Dia. d (in.)	轴径 Shaft Dia. d (mm)	外形尺寸（英寸）或（毫米） Dimensions (in.)or(mm) h	a	e	b	S_2	S_1	g	w	Bi	n	螺栓 Bolt Used (mm)	螺栓 Bolt Used (in.)	Bearing No.	Housing No.	重量 Weight (kg)
UCP 201		12	1 3/16	5	3 25/32	1 1/2	3/4	1 / 2	19/32	2 7/16	1.2205	0.5000	M10	3/8	UC 201	P 201	0.63
201-8	1 / 2		30.2	127	96	38	19	13	15	62	31.0	12.7			201-8		
UCP 202		15	1 3/16	5	3 25/32	1 1/2	3/4	1 / 2	19/32	2 7/16	1.2205	0.5000	M10	3/8	UC 202	P 202	0.63
202-10	5/8		30.2	127	96	38	19	13	15	62	31.0	12.7			202-10		
UCP 203		17	1 3/16	5	3 25/32	1 1/2	3/4	1 / 2	19/32	2 7/16	1.2205	0.5000	M10	3/8	UC 203	P 203	0.63
203-11	11/16		30.2	127	96	38	19	13	15	62	31.0	12.7			203-11		
UCP 204-12	3/4	20	1 5/16	5	3 25/32	1 1/2	3/4	1 / 2	19/32	2 9/16	1.2205	0.5000	M10	3/8	UC 204-12	P 204	0.65
204			33.3	127	96	38	19	13	15	65	31.0	12.7			204		
UCP 205-14	7/8														UC 205-14		
205-15	15/16		1 7/16	5 1/2	4 1/8	1 1/2	3/4	1 / 2	5/8	2 3/4	1.3386	0.5630	M10	3/8	205-15	P 205	0.79
205	1	25	36.5	140	105	38	19	13	16	70	34	14.3			205		
205-16															205-16		
UCP 206-18	1 1/8														UC 206-18		
206		30	1 11/16	6 1/2	4 3/4	1 7/8	13/16	21/32	45/64	3 17/64	1.5000	0.6260	M14	1 /2	206	P 206	1.15
206-19	1 3/16		42.9	165	121	48									206-19		
206-20	1 1/4						21	17	18	83	38.1	15.9			206-20		
UCP 207-20	1 1/4														UC 207-20		
207-21	1 5/16		1 7/8	6 37/64	4 31/32	1 7/8	13/16	21/32	3/4	3 5/8	1.6890	0.6890	M14	1 /2	207-21		
207-22	1 3/8			167	126	48	21	17	19	92	42.9	17.5			207-22	P 207	1.60
207		35	47.6												207		
207-23	1 7/16														207-23		
UCP 208-24	1 1/2		1 15/16	7 1/4	5 23/64	2 1/8	13/16	21/32	3/4	3 27/32	1.9370	0.7480			UC 208-24		
208-25	1 9/16												M14	1 /2	208-25	P 208	2.00
208		40	49.2	184	136	54	21	17	19	98	49.2	19			208		
UCP 209-26	1 5/8		2 1/8	7 15/32	5 3/4	2 1/8	13/16	21/32	25/64	4 3/16	1.9370	0.7480			UC 209-26		
209-27	1 11/16												M14	1 /2	209-27	P 209	2.20
209-28	1 3/4		54.0	190	146	54	21	17	20	106	49.2	19			209-28		
209		45													209		
UCP 210-30	1 7/8		2 1/4	8 1/8	6 1/4	2 3/8	1	25/32	7/8	4 13/32	2.0315	0.7480			UC 210-30		
210-31	1 15/16												M16	5/8	210-31	P 210	2.80
210			57.2	206	159	60	25	20	22	112	51.6	19			210		
210-32	2	50													210-32		
UCP 211-32	2		2 1/2	8 5/8	6 23/32	2 3/8	1	25/32	7/8	4 31/64	2.1890	0.8740			UC 211-32		
211-34	2 1/8												M16	5/8	211-34	P 211	3.40
211		55	63.5	219	171	60	25	20	22	126	55.6	22.2			211		
211-35	2 3/16														211-35		
UCP 212-36	2 1/4		2 3/4	9 1/2	7 1/4	2 3/4	1	25/32	1	5 25/64	2.5630	1.0000			UC 212-36		
212		60											M16	5/8	212	P 212	4.80
212-38	2 1/8		69.8	241	184	70	25	20	25	137	65.1	25.4			212-38		
212-39	2 7/16														212-39		
UCP 213-40	2 1/2		3	10 7/16	8	2 3/4	1 9/34	1	1 1/16	5 29/32	2.5630	1.0000	M20	3/4	UC 213-40	P 213	5.70
213		65	76.2	265	203	70	29	25	27	150	65.1	25.4			213		
UCP 214-44	2 3/4		3 1/8	10 15/32	8 9/32	2 27/32	1 7/32	1	1 1/16	6 5/32	2.9370	1.1890	M20	3/4	UC 214-44	P 214	7.00
214		70	79.4	266	210	72	31	25	27	156	74.6	30.2			214		
UCP 215		75	3 1/4	10 13/16	8 17/32	2 29/32	1 7/32	1	1 3/32	6.4173	3.0630	1.3110			UC 215		
215-47	2 15/16												M20	3/4	215-47	P 215	7.60
215-48	3		82.6	275	217	74	31	25	28	163	77.8	33.3			215-48		
UCP 216		80	3 1/2	11 1/2	9 1/8	3 1/16	1 7/32	1	1 3/16	6.8898	3.2520	1.3110	M20	3/4	UC 216	P 216	9.00
216-50	3 1/8		88.9	292	232	78	31	25	30	175	82.6	33.3			216-50		
UCP 217-52	3 1/4		3 3/4	12 7/32	9 23/32	3 9/32	1 7/32	1	1 1/4	7.3622	3.3740	1.3425			UC 217-52		
217		85		310	247	83	31	25	32	187	85.7	34.1	M20	3/4	217	P 217	11.50
217-55	3 7/16		95.2												217-55		
UCP 218-56	3 1/2		4	12 7/8	10 5/16	3 15/32	1 19/64	1 1/16	1 11/32	7.8740	3.7795	1.5630	M22	7/8	UC 218-56	P 218	14.30
218		90	101.6	327	262	88	33	27	34	200	96.0	39.7			218		

UCP 300 (heavy-duty)

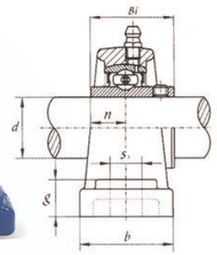

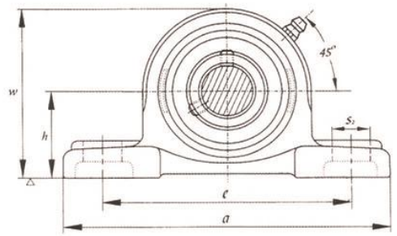

带座轴承代号 Bearing Unit No.	轴径 Shaft Dia. d (in.)	轴径 Shaft Dia. d (mm)	外形尺寸（英寸）或（毫米） Dimensions (in.)or(mm) h	a	e	b	S_2	S_1	g	w	Bi	n	螺栓 Bolt Used (mm)	螺栓 Bolt Used (in.)	Bearing No.	Housing No.	重量 Weight (kg)
UCP 305		25	1 49/64	6 7/8	5 3/16	1 3/4	25/32	21/32	5/8	3 11/32	1.4961	0.5906			UC 305		
305-14	7/8												M14	1 /2	305-14	P 305	1.6
305-16	1		45	175	132	45	20	17	16	85	38	15			305-16		
UCP 306-18	1 1/8		1 31/32	7 3/32	5 1/2	1 31/32	25/32	21/32	45/64	3 3/4	1.6929	0.6693			UC 306-18		
306		30											M14	1 /2	306	P 306	2.1
306-19	1 3/16		50	180	140	50	20	17	18	95	43	17			306-19		
UCP 307-20	1 1/4		2 13/64	8 9/32	6 5/16	2 7/32	1	21/32	25/32	4 11/64	1.8897	0.7480			UC 307-20		
307-21	1 3/8												M14	1 /2	307-21	P 307	2.8
307		35	56	210	160	56	25	17	20	106	48	19			307		
307-23	1 7/16														307-23		
UCP 308-24	1 1/2		2 23/64	8 21/32	6 11/16	3 3/8	1 1/16	21/32	55/64	4 9/16	2.0472	0.7480	M14	1 /2	UP 308-24	P 308	3.6
308		40	60	220	170	60	27	17	22	116	52	19			308		
UCP 309-28	1 3/4		2 41/64	9 21/32	7 15/32	2 5/8	1 3/16	25/32	15/16	5 5/64	2.2441	0.8661	M16	5/8	UC 309-28	P 309	4.7
309		45	67	245	190	67	30	20	24	129	57	22			309		
UCP 310-31	1 15/16		2 61/64	10 13/16	8 11/32	2 15/32	1 3/8	25/32	1 1/16	5 5/8	2.4015	0.8661	M16	5/8	UC 310-31	P 310	6.4
310		50	75	275	212	75	35	20	27	143	61	22			310		
UCP 311-32	2		3 5/32	12 7/32	9 9/32	3 5/32	1 1/2	25/32	1 3/16	6 1/16	2.5984	0.9842	M16	5/8	UC 311-32	P 311	7.8
311		55	80	310	236	80	38	20	30	154	66	25			311		
UCP 312		60	3 11/32	13	9 27/32	3 11/32	1 1/2	1	1 1/4	1 1/2	2.7953	1.0236	M20	3/4	UC 312	P 312	9.4
312-36	2 1/4		85	330	250	85	38	25	32	165	71	26			312-36		
UCP 313-40	2 1/2		3 35/64	13 3/8	10 1/4	3 17/32	1 1/2	1	1 3/8	6 15/16	2.9528	1.1811	M20	3/4	UC 313-40	P 313	10.3
313		65	90	340	260	90	38	25	35	176	75	30			313		
UCP 314-44	2 3/4		3 47/64	14 3/16	11 1/32	3 17/32	1 9/16	1 1/16	1 3/8	7 23/64	3.0709	1.2992	M22	7/8	UC 314-44	P 314	11.9
314		70	95	360	280	90	40	27	35	187	78	33			314		
UCP 315		75	3 15/16	14 31/32	11 13/32	3 15/19	1 9/16	1 1/16	1 3/8	7 25/32	3.2283	1.2598			UC 315		
315-47	2 15/16												M22	7/8	315-47	P 315	14.5
315-48	3		100	380	290	100	40	27	35	198	82	32			315-48		
UCP 316		80	4 11/64	15 3/4	11 13/16	4 11/32	1 9/16	1 1/16	1 9/16	8 17/64	3.3858	1.3386	M22	7/8	UC 316	P 316	17.1
316-50	3 1/8		106	400	300	110	40	27	40	210	86	34			316-50		
UCP 317		85	4 13/32	16 17/32	12 19/32	4 11/32	1 25/32	1 5/16	1 9/16	8 21/32	3.7795	1.5748	M27	1	UC 317	P 317	19.2
317-52	3 1/4		112	420	320	110	45	33	40	220	96	40			317-52		
UCP 318-56	3 1/2		4 41/64	16 15/16	13	4 11/32	1 25/32	1 5/16	1 49/64	9 1/4	3.7795	1.5748	M27	1	UC 318-56	P 318	21.1
318		90	118	430	330	110	45	33	45	235	96	40			318		
UCP 319			4 59/64	18 1/2	14 3/16	4 23/32	1 31/32	1 13/32	1 49/64	9 27/32	4.0551	1.6142	M30	1 1/8	UC 319	P 319	28.2
		95	125	470	360	120	50	36	45	250	103	41					
UCP 320		100	5 33/64	19 9/32	14 31/32	4 23/32	1 31/32	1 13/32	1 31/32	10 53/64	4.2519	1.6535	M30	1 1/8	UC 320	P 320	34.8
320-64	4		140	490	380	120	50	36	40	275	108	42			320-64		
UCP 322		110	5 29/32	20 15/32	15 3/4	5 1/2	2 5/32	1 9/16	1 31/32	11 21/32	4.6063	1.8110	M33	1 1/4	UC 322	P 322	43.2
			150	520	400	140	55	40	50	296	117	46					
UCP 324		120	6 19/64	22 7/16	17 23/32	5 1/2	2 5/32	1 9/16	1 31/32	12 7/16	4.9606	2.0079	M33	1 1/4	UC 324	P 324	54.0
			160	570	450	140	55	40	50	316	126	51					
UCP 326		130	7 3/32	23 5/8	18 29/32	5 1/2	2 5/32	1 9/16	1 31/32	13 31/32	5.3150	2.1260	M33	1 1/4	UC 326	P 326	72.1
			180	600	480	140	55	40	50	355	135	54					
UCP 328		140	7 7/8	24 13/32	19 11/16	5 1/2	2 5/32	1 9/16	2 3/8	15 15/32	5.7086	2.3228	M33	1 1/4	UC 328	P 328	91.2
			200	620	500	140	55	40	60	393	145	59					

SDVV BEARING

UCF 200 (normal–duty)

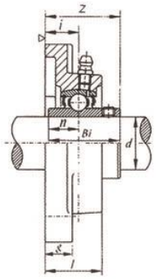

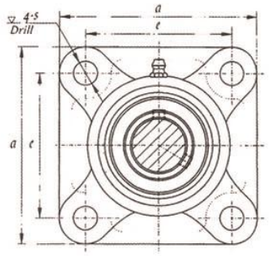

带座轴承代号 Bearing Unit No.	轴径 Shaft Dia. d (in.)	轴径 Shaft Dia. d (mm)	外形尺寸（英寸）或（毫米） Dimensions (in.)or(mm) a	e	i	g	l	s	Z	Bi	n	螺栓 Bolt Used (mm)	螺栓 Bolt Used (in.)	Bearing No.	Housing No.	重量 Weight (kg)
UCF 201		12	3 3/8	2 33/64	19/32	15/32	1	15/32	1 5/16	1.2205	0.5000	M10	3/8	UC 201	F 201	0.63
201-8	1 / 2		86	64	15	12	25.5	12	33.3	31.0	12.7			201-8		
UCF 202		15	3 3/8	2 33/64	19/32	15/32	1	15/32	1 5/16	1.2205	0.5000	M10	3/8	UC 202	F 202	0.63
202-10	5/8		86	64	15	12	25.5	12	33.3	31.0	12.7			202-10		
UCF 203		17	3 3/8	2 33/64	19/32	15/32	1	15/32	1 5/16	1.2205	0.5000	M10	3/8	UC 203	F 203	0.63
203-11	11/16		86	64	15	12	25.5	12	33.3	31.0	12.7			203-11		
UCF 204-12	3/4		3 3/8	2 33/64	19/32	15/32	1	15/32	1 5/16	1.2205	0.5000	M10	3/8	UC 204-12	F 204	0.63
204		20	86	64	15	12	25.5	12	33.3	31.0	12.7			204		
UCF 205-14	7/8													UC 205-14		
205-15	15/16		3 3/4	2 3/4	5/8	9/16	1 1/16	15/32	1 13/22	1.3425	0.5630	M10	3/8	205-15	F 205	0.82
205		25	95	70	16	14	27	12	35.8	34	14.3			205		
205-16	1													205-16		
UCF 206-18	1 1/8													UC 206-18		
206		30	4 1/4	3 17/64	45/64	9/16	1 7/32	15/32	1 19/32	1.5000	0.6260	M10	3/8	206	F 206	1.1
206-19	1 3/16		108	83	18	14	31	12	40.2	38.1	15.9			206-19		
206-20	1 1/4													206-20		
UCF 207-20	1 1/4													UC 207-20		
207-21	1 5/16		4 19/32	3 5/8	3/4	5/8	1 11/32	35/64	1 3/4	1.6890	0.6890			207-21		
207-22	1 3/8		117	92	19	16	34	14	44.4	42.9	17.5	M12	7/16	207-22	F 207	1.5
207		35												207		
207-23	1 7/16													207-23		
UCF 208-24	1 1/2		5 1/8	4 1/64	13/16	5/8	1 27/64	5/8	2 1/32	1.9370	0.7480			UC 208-24		
208-25	1 9/16		130	102	21	16	36	16	51.2	49.2	1.9	M14	1 /2	208-25	F 208	1.9
208		40												208		
UCF 209-26	1 5/8													UC 209-26		
209-27	1 11/16		5 13/32	4 9/64	55/64	23/32	1 1/2	5/8	2 1/16	1.9370	0.7480	M14	1 /2	209-27	F 209	2.3
209-28	1 3/4		137	105	22	18	38	16	52.2	49.2	19			209-28		
209		45												209		
UCF 210-30	1 7/8													UC 210-30		
210-31	1 15/16		5 5/8	4 3/8	55/64	23/32	1 9/16	5/8	2 5/32	2.0315	0.7480	M14	1 /2	210-31	F 210	2.5
210			143	111	22	18	40	16	54.6	51.6	19			210		
210-32	2	50												210-32		
UCF 211-32	2													UC 211-32		
211-34	2 1/8		6 3/8	5 1/8	1	25/32	1 11/16	3/4	2 5/16	2.1890	0.8740	M16	5/8	211-34	F 211	3.4
211		55	162	130	25	20	43	19	58.4	55.6	22.2			211		
211-35	2 3/16													211-35		
UCF 212-36	2 1/4													UC 212-36		
212		60	6 7/8	5 5/8	1 9/64	25/32	1 7/8	3/4	2 23/32	2.5630	1.0000	M16	5/8	212	F 212	4.4
212-38	2 1/8		175	143	29	20	48	19	68.7	65.1	25.4			212-38		
212-39	2 7/16													212-39		
UCF 213-40	2 1/2		7 3/8	5 55/64	1 3/16	25/32	1 31/32	3/4	2 3/4	2.5630	1.0000	M16	5/8	UC 213-40	F 213	5.3
213		65	187	149	30	20	50	19	69.7	65.1	25.4			213		
UCF 214-44	2 3/4		7 19/32	5 63/64	1 7/32	15/16	2 1/8	3/4	2 31/32	2.9370	1.1890	M16	5/8	UC 214-44	F 214	6.0
214		70	193	152	31	24	54	19	75.4	74.6	30.2			214		
UCF 215		75	7 7/8	6 17/64	1 11/32	15/16	2 7/32	3/4	3 3/32	3.0630	1.3110			UC 215		
215-47	2 15/16		200	159	34	24	56	19	78.5	77.8	33.3	M16	5/8	215-47	F 215	6.6
215-48	3													215-48		
UCF 216		80	8 3/16	6 1/2	1 11/32	15/16	2 7/32	3/7	3 32	3.2520	1.3110	M20	3/4	UC 216	F 216	7.5
216-50	3 1/8		208	165	34	24	56	19	78	82.6	33.3			216-50		
UCF 217-52	3 1/4		8 21/32	6 57/64	1 27/64	1 1/32	2 15/32	29/32	3 7/16	3.3740	1.3425	M20	3/4	UC 217-52	F 217	9.1
217		85	220	175	36	26	63	23	87.6	85.7	34.1			217		
UCF 218-56	3 1/2		9 1/4	7 23/64	1 37/64	1 1/32	2 11/16	29/32	3 25/32	3.7793	1.5630	M20	3/4	UC 218-56	F 218	11.3
218		90	235	187	40	26	68	23	96.3	96.0	39.7			218		

UCF 300 (heavy–duty)

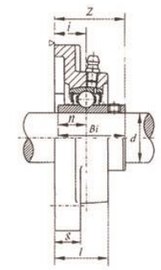

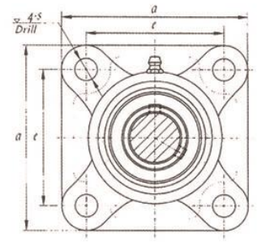

带座轴承代号 Bearing Unit No.	轴径 Shaft Dia. d (in.)	轴径 Shaft Dia. d (mm)	外形尺寸（英寸）或（毫米） Dimensions (in.)or(mm) a	e	l	g	l	s	Z	Bi	n	螺栓 Bolt Used (mm)	螺栓 Bolt Used (in.)	Bearing No.	Housing No.	重量 Weight (kg)
UCF 305		25	4 11/32	3 5/32	5/8	1	1 5/32	5/8	1 17/32	1.4961	0.5906	M14	1 /2	UC 305	F 305	1.20
305-16	1		110	80	16	13	29	16	39	38	15			305-16		
UCF 306-18	1 1/8		4 29/32	3 47/64	45/64	19/32	1 1/4	5/8	1 23/32	1.6929	0.6693			UC 306-18		
306		30	125	95	18	15	32	16	44	43	17	M14	1 /2	306	F 306	1.8
306-19	1 3/16													306-19		
UCF 307-20	1 1/4													UC 307-20		
307-21	1 3/8		5 5/16	3 15/16	25/32	5/8	1 13/32	3/4	1 15/16	1.8897	0.7480	M16	5/8	307-21	F 307	2.2
307		35	135	100	20	6	36	19	49	48	19			307		
307-23	1 7/16													307-23		
UCF 308-24	1 1/2		5 29/32	4 13/32	29/32	21/32	1 9/16	3/4	2 7/32	2.0472	0.7480	M16	5/8	UC 308-24	F 308	3.0
308		40	150	112	23	17	40	19	56	52	19			308		
UCF 309-28	1 3/4		6 5/16	4 59/64	63/64	23/32	1 23/32	3/4	2 3/8	2.2441	0.8661	M16	5/8	UC 309-28	F 309	3.8
309		45	160	125	25	18	44	19	60	57	22			309		
UCF 310-31	1 15/16		6 7/8	5 13/64	1 7/64	3/4	1 7/8	29/32	2 5/8	2.7015	0.8661			UC 310-31		
310		50	175	132	28	19	48	23	67	61	22	M20	3/4	310	F 310	4.9
310-32	2													310-32		
UCF 311-32	2		7 9/32	5 13/64	1 3/16	25/32	2 1/16	29/32	2 25/32	2.5984	0.9842	M20	3/4	UC 311-32	F 311	5.6
311		55	185	140	30	20	52	23	71	66	25			311		
UCF 312		60	7 11/16	5 9/32	1 19/64	7/8	2 7/32	29/32	3 1/16	2.7953	1.0236	M20	3/4	UC 312	F 312	6.8
312-36	2 1/4		195	150	33	22	56	23	78	71	26			312-36		
UCF 313-40	2 1/2		8 3/16	6 17/32	1 19/64	7/8	2 9/32	29/32	3 1/16	2.9528	1.1811	M20	3/4	UC 313-40	F 313	7.8
313		65	208	166	33	22	58	23	78	75	30			313		
UCF 314-44	2 3/4		8 29/32	7 1/16	1 27/64	1	2 13/32	63/64	3 3/16	3.0709	1.2990	M22	7/8	UC 314-44	F 314	9.8
314		70	226	178	36	25	61	25	81	78	33			314		
UCF 315		75	9 9/32	7 1/4	1 17/32	1	2 19/32	63/64	3 1/2	3.2283	1.2598			UC 315		
315-47	2 15/16		236	184	39	25	66	25	89	82	32	M22	7/8	315-47	F 315	11.6
315-48	3													315-48		
UCF 316		80	9 27/32	7 23/32	1 17/32	1 1/16	2 11/16	1 7/32	19/32	3.3858	1.3386	M27	1	UC 316	F 316	13.2
316-50	3 1/8		250	196	39	27	68	31	91	86	34			316-50		
UCF 317		85	10 1/4	8 1/32	1 47/64	1 1/16	2 29/32	1 7/32	3 15/16	3.7795	1.5748	M27	1	UC 317	F 317	15.2
			260	204	44	27	74	31	100	96	40					
UCF 318-56	3 1/2		11 1/32	8 1/2	1 47/64	1 3/16	3	1 3/8	3 15/16	3.7795	1.5748	M30	1 1/8	UC 318-56	F 318	18.8
318		90	280	216	44	30	76	35	100	96	40			318		
UCF 319			11 13/32	8 31/32	2 21/64	1 3/16	3 11/16	1 3/8	4 3/4	4.0551	1.6142	M30	1 1/8	UC 319	F 319	21.1
		95	290	228	59	30	94	35	121	103	41					
UCF 320		100	12 7/32	9 17/32	2 21/64	1 1/4	3 11/16	1 1/2	4 29/32	4.2519	1.6535	M33	1 1/4	UC 320	F 320	25.3
320-64	4		310	242	59	32	94	38	125	108	42			320-64		
UCF 322		110	13 3/8	1015/32	223/64	13/8	325/32	139/64	55/32	4.6063	1.8110	M36	13/8	UC 322	F 322	35.0
			340	266	60	35	96	41	131	117	46					
UCF 324		120	14 9/16	1127/64	29/16	19/16	411/32	139/64	51/2	4.9606	2.0079	M36	13/8	UC 324	F 324	47.2
			370	290	65	40	110	41	140	126	51					
UCF 326		130	16 5/32	1219/32	29/16	125/32	417/32	139/64	53/4	5.3150	2.1260	M36	13/8	UC 326	F 326	64.1
			410	320	65	45	115	41	146	135	54					
UCF 328		140	17 23/32	1325/32	261/64	25/32	429/32	139/64	611/32	5.7086	2.3228	M36	13/8	UC 328	F 328	90.2
			450	350	75	55	125	41	161	145	59					

SDVV BEARING

UCFC 200 (normal–duty)

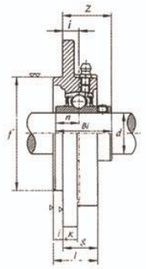

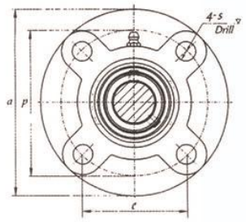

带座轴承代号 Bearing Unit No.	轴径 Shaft Dia. d (in.)	d (mm)	外形尺寸（英寸）或（毫米） Dimensions (in.)or(mm) a	p	e	i	l	s	j	k	g	f	z	Bi	n	螺栓 Bolt Used (mm)	(in.)	Bearing No.	Housing No.	重量 Weight (kg)
UCFC 201		12	3 15/16	3 5/64	2 11/64	25/64	1	15/32	13/64	9/32	13/16	2.4409	1 1/8	1.2205	0.5000	M10	3/8	UC 201	FC 201	0.78
201-8	1 / 2		100	78	55.116	10	25.5	12	5	7	20.5	62	28.3	31.0	12.7			201-8		
UCFC 202		15	3 15/16	3 5/64	2 11/64	25/64	1	15/32	13/64	9/32	13/16	2.4409	1 1/8	1.2205	0.5000	M10	3/8	UC 202	FC 202	0.78
202-10	5/8		100	78	55.1	10	25.5	12	5	7	20.5	62	28.3	31.0	12.7			202-10		
UCFC 203		17	3 15/16	3 5/64	2 11/64	25/64	1	15/32	15/64	9/32	13/16	2.4409	1 1/8	1.2205	0.5000	M10	3/8	UC 203	FC 203	0.78
203-11	11/16		100	78	55.1	10	25.5	12	6	7	20.5	62	28.3	31.0	12.7			203-11		
UCFC 204-12	3/4	20	3 15/16	3 5/64	2 11/64	25/64	1	15/32	15/64	9/32	13/16	2.4409	1 1/8	1.2205	0.5000	M10	3/8	UC 204-12	FC 204	0.78
204			100	78	55.1	10	25.5	12	6	7	20.5	62	28.3	31.0	12.7			204		
UCFC 205-14	7/8																	UC 205-14		
205-15	15/16		4 17/32	3 35/64	2 1/2	25/64	1 1/16	15/32	15/64	9/32	53/64	2.7559	1 5/32	1.3425	0.5630	M10	3/8	205-15	FC 205	0.95
205		25	155	90	63.6	10	27	12	6	7	21	70	29.7	34.1	14.3			205		
205-16	1																	205-16		
UCFC 206-18	1 1/8																	UC 206-18		
206		30	4 29/32	3 15/16	2 25/32	25/64	1 7/32	15/32	5/16	5/16	29/32	3.1486	7 9/32	1.5000	0.6260	M10	3/8	206	FC 206	1.4
206-19	1 3/16		125	100	70.7	10	31	12	8	8	23	80	32.2	38.1	15.9			206-19		
206-20	1 1/4																	206-20		
UCFC 207-20	1 1/4																	UC 207-20		
207-21	1 5/16		5 5/16	4 21/64	3 1/16	7/16	1 11/32	35/64	5/16	11/32	1 1/32	3.8433	1 7/16	1.6890	0.6890			207-21		
207-22	1 3/8		135	110	77.8	11	34	14	8	9	26	90	36.4	42.9	17.5	M12	7/16	207-22	FC 207	1.7
207		35																207		
207-23	1 7/16																	207-23		
UCFC 208-24	1 1/2		5 23/32	4 23/32	3 11/32	7/16	1 27/64	35/64	25/64	11/32	1 1/32	3.9370	1 5/8	1.9370	0.7480			UC 208-24		
208-25	1 9/16		145	120	84.8	11	36	14	10	9	26	100	41.2	49.2	19	M12	7/16	208-25	FC 208	2.0
208		40																208		
UCFC 209-26	1 5/8																	UC 209-26		
209-27	1 11/16		6 5/16	5 13/64	3 43/64	25/64	1 1/2	5/8	15/32	9/16	1 1/32	4.1339	1 19/32	1.937	0.748	M14	1 /2	209-27	FC 209	2.8
209-28	1 3/4		160	132	93.3	10	38	16	12	14	26	105	40.2	49.2	19			209-28		
209		45																209		
UCFC 210-30	1 7/8																	UC 210-30		
210-31	1 15/16		6 1/2	5 7/16	3 27/32	25/64	1 9/16	5/8	15/32	9/16	1 7/64	4.3307	1 11/16	2.0315	0.748			210-31	FC 210	3.0
210		50	165	138	97.6	10	40	16	12	14	28	110	42.6	51.6	19	M14	1 /2	210		
UCFC 211-32	2																	UC 211-32		
211-34	2 1/8																	211-34		
211		55	7 9/32	5 29/32	4 44/64	33/64	1 11/16	3/4	15/32	19/32	1 7/32	4.9213	1 13/16	2.189	0.874	M16	5/8	211	FC 211	4.0
211-35	2 3/16		185	150	106.1	13	43	19	12	15	31	125	46.4	55.6	22.2			211-35		
UCFC 212-36	2 1/4																	UC 212-36		
212		60	7 11/16	6 19/64	4 29/64	43/64	1 7/8	3/4	15/32	19/32	1 27/64	5.3150	2 7/32	2.563	1.0000	M16	5/8	212	FC 212	4.7
212-38	2 1/8		195	160	113.1	17	48	19	12	15	36	135	56.7	65.1	25.4			212-38		
212-39	2 7/16																	212-39		
UCFC 213-40	2 1/2		8 1/16	6 11/16	4 47/64	5/8	1 31/32	3/4	35/64	19/32	1 27/64	5.7087	2 3/16	2.5630	1.0000	M16	5/8	UC 213-40		
213		65	205	170	120	16	50	19	14	15	36	145	55.7	65.1	25.4			213	FC 213	5.4
UCFC 214-44	2 3/4		8 15/32	6 31/32	4 59/64	43/64	2 1/8	3/4	35/64	23/32	1 37/64	5.9055	2 13/32	2.9370	1.1890	M16	5/8	UC 214-44	FC 214	6.8
214		70	215	177	125.1	17	54	19	14	18	40	150	61.4	74.6	30.2			214		
UCFC 215		75	8 21/32	7 1/4	5 1/8	45/64	2 7/32	3/4	5/8	23/32	1 37/64	6.2992	2 15/32	3.0630	1.3110			UC 215		
215-48	3		220	184	130.1	18	56	19	16	18	40	160	62.5	77.8	33.3	M16	5/8	215-47	FC 215	7.3
UCFC 216			9 7/16	7 7/8	5 9/16	45/64	2 9/32	29/32	5/8	23/32	1 21/32	6.6929	2 21/32	3.2520	1.3110	M20	3/4	UC 216	FC 216	8.9
		80	240	200	141.4	18	56	23	16	18	18	170	67.3	82.6	33.3					
UCFC 217-52	3 1/4		9 27/32	8 3/16	5 51/64	45/64	2 15/32	29/32	45/64	25/32	1 49/64	7.0866	2 3/4	3.3740	1.3425	M20	3/4	UC 217-52	FC 217	10.4
217		85	250	208	147.1	18	63	23	18	20	45	180	69.6	85.7	34.1			217		
UCFC 218-56	3 1/2		10 7/16	8 21/32	6 1/8	55/64	2 11/16	29/32	45/64	25/32	1 31/32	7.4803	3 3/32	3.7795	1.5630	M20	3/4	UC 218-56	FC 218	13.0
218		90	265	220	155.5	22	68	23	18	20	50	190	78.3	96.0	39.7			218		

UCFL 200 (normal–duty)

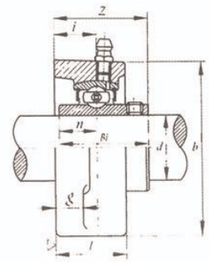

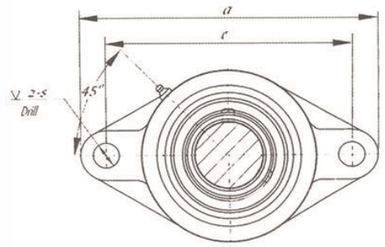

带座轴承代号 Bearing Unit No.	轴径 Shaft Dia. d (in.)	d (mm)	外形尺寸（英寸）或（毫米） Dimensions (in.)or(mm) a	e	i	g	l	s	b	z	Bi	n	螺栓 Bolt Used (mm)	(in.)	Bearing No.	Housing No.	重量 Weight (kg)
UCFL 201		12	4 7/16	3 35/64	19/32	7/16	1	15/32	2 3/8	1 5/16	1.2205	0.5000	M10	3/8	UC 201	FL 201	0.49
201-8	1 / 2		113	90	15	11	25.5	12	60	33.3	31.0	12.7			201-8		
UCFL 202		15	4 7/16	3 35/64	19/32	7/16	1	15/32	2 3/8	1 5/16	1.2205	0.5000	M10	3/8	UC 202	FL 202	0.49
202-10	5/8		113	90	15	11	25.5	12	60	33.3	31.0	12.7			202-10		
UCFL 203		17	4 7/16	3 35/64	19/32	7/16	1	15/32	2 3/8	1 5/16	1.2205	0.5000	M10	3/8	UC 203	FL 203	0.49
203-11	11/16		113	90	15	11	25.5	12	60	33.3	31.0	12.7			203-11		
UCFL 204-12	3/4		4 7/16	3 35/64	19/32	7/16	1	15/32	2 3/8	1 5/16	1.2205	0.5000	M10	3/8	UC 204-12	FL 204	0.49
204		20	113	90	15	11	25.5	12	60	33.3	31.0	12.7			204		
UCFL 205-14	7/8														UC 205-14		
205-15	15/16		5 1/8	3 57/64	5/8	1 / 2	1 1/16	5/8	2 11/16	1 13/32	1.3386	0.5630	M14	1 /2	205-15	FL 205	0.63
205		25	130	99	16	13	27	16	68	35.7	34	14.3			205		
205-16	1														205-16		
UCFL 206-18	1 1/8														UC 206-18		
206		30	5 13/16	4 39/64	45/64	1 / 2	1 7/32	5/8	3 5/32	1 19/32	1.5000	0.6260	M14	1 /2	206	FL 206	0.94
206-19	1 3/16		148	117	18	13	31	16	80	40.2	38.1	15.9			206-19		
206-20	1 1/4														206-20		
UCFL 207-20	1 1/4														UC 207-20		
207-21	1 5/16		6 11/32	5 1/8	3/4	9/16	1 11/32	5/8	3 17/32	1 3/4	1.6890	0.6890	M14	1 /2	207-21		
207-22	1 3/8		161	130	19	14	34	16	90	44.4	42.9	17.5			207-22	FL 207	1.2
207		35													207		
207-23	1 7/16														207-23		
UCFL 208-24	1 1/2		6 7/8	5 43/64	53/64	9/16	1 13/32	5/8	3 5/16	2 1/32	1.9370	0.7480			UC 208-24		
208-25	1 9/16		175	144	21	14	36	16	112	51.2	49.2	19	M14	1 /2	208-25	FL 208	1.6
208		40													208		
UCFL 209-26	1 5/8														UC 209-26		
209-27	1 11/16		7 13/32	5 53/64	55/64	19/32	1 1/2	3/4	4 1/4	2 1/16	1.9370	0.7480	M16	5/8	209-27	FL 209	1.9
209-28	1 3/4		188	148	22	15	38	19	108	52.2	49.2	19			209-28		
209		45													209		
UCFL 210-30	1 7/8														UC 210-30		
210-31	1 15/16		7 3/4	6 3/16	55/64	19/32	1 9/16	3/4	4 17/32	2 5/32	2.0315	0.748	M16	5/8	210-31	FL 210	2.2
210			197	157	22	15	40	19	115	54.6	51.6	19			210		
210-32	2	50													210-32		
UCFL 211-32	2														UC 211-32		
211-34	2 1/8														211-34		
211		55	8 13/16	7 1/4	63/64	23/32	1 11/16	3/4	5 1/8	2 5/16	2.189	0.874	M16	5/8	211	FL 211	3.2
211-35	2 3/16		224	184	25	18	43	19	130	58.4	55.6	22.2			211-35		
UCFL 212-36	2 1/4														UC 212-36		
212		60	9 27/32	7 61/64	1 9/64	23/32	1 7/8	29/32	5 1/2	2 23/32	2.563	1	M20	3/4	212	FL 212	4.1
212-38	2 1/8		250	202	29	18	48	23	140	68.7	65.1	25.4			212-38		
212-39	2 7/16														212-39		
UCFL 213-40	2 1/2		10 5/32	8 17/64	1 3/16	25/32	1 31/32	29/32	6 3/32	2 3/4	2.5630	1.0000	M20	3/4	UC 213-40		
213		65	258	210	30	20	50	23	155	69.7	65.1	25.4			213	FL 213	5.1
UCFL 214-44	2 3/4		10 7/16	8 1/2	1 7/32	25/32	2 1/8	29/32	6 5/16	2 31/32	2.9370	1.1890	M20	3/4	UC 214-44		
214		70	265	216	31	20	54	23	160	75.4	74.6	30.2			214	FL 214	5.9
UCFL 215		75	10 13/16	8 55/64	1 11/32	25/32	2 7/32	29/32	6 1/2	3 3/32	3.0630	1.3110	M20	3/4	UC 215		
215-48	3		275	225	34	20	56	23	165	78.5	77.8	33.3			215-48	FL 215	6.4
UCFL 216		80	11 13/32	9 11/64	1 11/32	25/32	2 9/32	63/64	7 3/32	3 9/32	3.2520	1.3110	M20	7/8	UC 216		
216-50	3 1/8		290	233	34	20	58	25	180	83.3	82.6	33.3			216-50	FL 216	7.9
UCFL 217-52	3 1/4		12	9 49/64	1 27/64	7/8	2 15/32	63/64	7 15/32	3 7/16	3.3740	1.3425	M20	7/8	UC 217-52		
217		85	305	248	36	22	63	25	190	87.6	85.7	34.1			217	FL 217	9.6
UCFL 218-56	3 1/2		12 19/32	10 7/16	1 37/64	29/32	2 11/16	63/64	8 11/16	3 25/32	3.7795	1.5630	M20	7/8	UC 218-56		
218		90	320	265	40	23	68	25	205	96.3	96.0	39.7			218	FL 218	12.1

SDVV BEARING

UCFL 300 (heavy-duty)

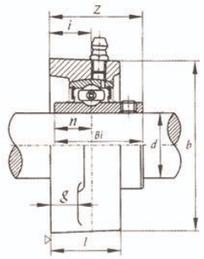

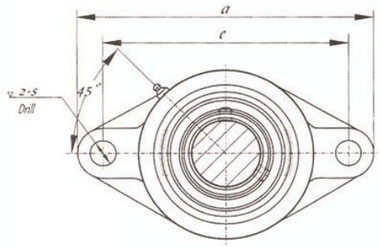

带座轴承代号 Bearing Unit No.	轴径 Shaft Dia. d (in.)	d (mm)	外形尺寸（英寸）或（毫米） Dimensions (in.)or(mm) a	e	i	g	l	s	b	z	Bi	n	螺栓 Bolt Used (mm)	(in.)	Bearing No.	Housing No.	重量 Weight (kg)
UCFL 305		25	5 29/32	29/64	5/8	1 / 2	1 5/32	3/4	3 5/32	1 17/32	1.4961	0.5906	M16	5/8	UC 305	FL 305	1.1
305-16	1		150	113	16	13	29	19	80	39	38	15			305-16		
UCFL 306-18	1 1/8		7 3/32	5 9/32	45/64	19/32	1 1/4	29/32	3 17/32	1 23/32	1.6929	0.6693			UC 306-18		
306		30	180	134	18	15	32	23	90	44	43	17	M20	3/4	306	FL 306	1.5
306-20	1 1/4														306-20		
UCFL 307-20	1 1/4														UC 307-20		
307-22	1 3/8		7 9/32	5 35/64	25/32	5/8	1 13/32	29/32	3 15/16	1 15/16	1.8897	0.7480	M20	3/4	307-22	FL 307	1.8
307		35	185	141	20	16	36	23	100	49	48	19			307		
307-23	1 7/16														307-23		
UCFL 308-24	1 1/2		7 7/8	6 7/32	29/32	21/32	1 9/16	29/32	4 13/32	2 7/32	2.0472	0.7480	M20	3/4	UP 308-24	FL 308	2.4
308		40	200	158	23	17	40	23	112	56	52	19			308		
UCFL 309-28	1 3/4		9 1/16	6 31/32	63/64	23/32	1 23/32	63/64	4 29/32	2 3/8	2.2441	0.8661	M22	7/8	UC 309-28	FL 309	3.4
309		45	230	177	25	18	44	25	125	60	57	22			309		
UCFL 310-31	1 15/16		9 7/16	7 23/64	1 7/64	3/4	1 7/8	63/64	5 1/2	2 5/8	2.4015	0.8661			UC 310-31		
310		50	240	187	28	19	48	25	140	67	61	22	M22	7/8	310	FL 310	4.3
310-32	2														310-32		
UCFL 311-32	2		9 27/32	7 51/64	1 3/16	25/32	2 1/16	63/64	5 29/32	2 25/32	2.5984	0.9842	M22	7/8	UC 311-32	FL 311	5.2
311		55	250	198	30	20	52	25	150	71	66	25			311		
UCFL 312		60	10 5/8	8 11/32	1 19/64	7/8	2 7/32	1 7/32	6 5/16	3 5/16	2.7953	1.0236	M27	1	UC 312	FL 312	6.3
312-36	2 1/4		270	212	33	22	56	31	160	78	71	26			312-36		
UCFL 313-40	2 1/2		11 5/8	9 29/64	1 19/64	1	2 9/32	1 7/32	6 7/8	3 1/16	2.9528	1.1811	M27	1	UC 313-40	FL 313	7.9
313		65	295	240	33	25	58	31	175	78	75	30			313		
UCFL 314-44	2 3/4		12 13/32	9 27/32	1 27/64	1 3/32	2 13/32	1 3/8	7 9/32	3 3/16	3.0709	1.2992	M30	1 1/8	UC 314-44	FL 314	9.3
314		70	315	250	36	28	28	35	185	81	78	33			314		
UCFL 315		75	12 19/32	10 15/64	1 17/32	1 3/16	2 19/32	1 3/8	7 11/16	3 1/2	3.2283	1.2598	M30	1 1/8	UC 315	FL 315	10.6
315-48	3		320	260	39	30	66	35	195	89	82	32			315-48		
UCFL 316		80	13 31/32	11 7/32	1 1/2	1 1/4	2 11/16	1 1/2	8 9/32	3 17/32	3.3858	1.3386	M33	1 1/4	UC 316	FL 316	13.5
316-50	3 1/8		355	285	38	32	38	38	210	90	86	34			316-50		
UCFL 317		85	14 9/16	11 13/16	1 47/64	1 1/4	2 29/32	1 1/2	8 21/32	3 15/16	3.7795	1.5748	M33	1 1/4	UC 317	FL 317	15.2
317-52	3 1/4		370	300	44	32	74	38	220	100	96	40			317-52		
UCFL 318-56	3 1/2		15 5/32	12 13/32	1 47/64	1 13/32	3	1 1/2	9 1/4	3 15/16	3.7795	1.5748	M33	1 1/7	UC 318-56	FL 318	18.0
318		90	185	315	44	36	76	38	235	100	96	40			318		
UCFL 319			15 15/16	13	2 21/64	1 9/16	3 11/16	1 39/64	9 27/32	4 3/4	4.0551	1.6142	M36	1 3/8	UC 319	FL 319	22.7
		95	405	330	59	40	94	41	250	121	103	41					
UCFL 320		100	17 5/16	14 11/64	2 21/64	1 9/16	3 11/16	1 47/64	10 5/8	4 29/32	4.2519	1.6535	M39	1 1/2	UC 320	FL 320	27.2
320-64	4		440	360	59	40	94	44	270	125	108	42			320-64		
UCFL 322		110	18 1/2	15 23/64	2 23/64	1 21/32	3 25/32	1 47/64	11 13/16	5 5/32	4.6063	1.8110	M39	1 1/2	UC 322	FL 322	34.2
			470	390	60	42	96	44	300	131	117	46					
UCFL 324		120	20 15/32	16 59/64	2 9/16	1 7/8	4 11/32	1 27/32	13	5 1/2	4.9606	2.0079	M42	1 5/8	UC 324	FL 324	48.1
			520	430	65	48	110	47	330	140	126	51					
UCFL 326		130	21 21/32	18 7/64	2 9/16	1 31/32	4 17/32	1 27/32	14 3/16	5 3/4	5.3150	2.1260	M42	1 5/8	UC 326	FL 326	59.5
			550	460	65	50	115	47	360	146	135	54					
UCFL 328		140	23 5/8	19 11/16	2 61/64	2 3/8	4 29/32	2	15 3/4	6 11/32	5.7086	2.3228	M45	1 3/4	UC 328	FL 328	73.5
			600	500	75	60	125	51	400	161	145	59					

UCT 200 (narrow metric slot)

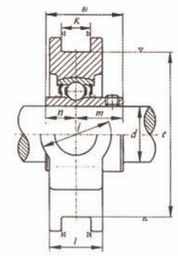

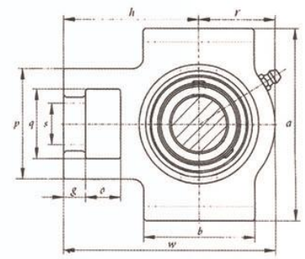

带座轴承代号 Bearing unit No.	轴径 Shaft Dia. (in.)	外形尺寸（英寸）或（毫米） Dimensions (in.)or(mm) o	g	p	q	s	b	k	e	a	w	j	l	h	Bi	n	Bearing No.	Housing No.	重量 Weight (kg)
UCT 201	12	16	10	51	32	19	51	12	76	89	94	32	21	61	31	12.7	UC 201	T 204	0.79
UCT 202	15	16	10	51	32	19	51	12	76	89	94	32	21	61	31	12.7	UC 202	T 204	0.79
UCT 203	17	16	10	51	32	19	51	12	76	89	94	32	21	61	31	12.7	UC 203	T 204	0.79
UCT 204	20	16	10	51	32	19	51	12	76	89	94	32	21	61	31	12.7	UC 204	T 204	0.79
UCT 205	25	16	10	51	32	19	51	12	76	89	97	32	24	62	34	14.3	UC 205	T 205	0.83
UCT 206	30	16	10	56	37	22	57	12	89	102	113	37	28	70	38.1	15.9	UC 206	T 206	1.3
UCT 207	35	16	13	64	37	22	64	12	89	102	129	37	30	78	42.9	17.5	UC 207	T 207	1.3
UCT 208	40	19	16	83	49	29	83	16	102	114	144	49	33	88	49.2	19	UC 208	T 208	2.4
UCT 209	45	19	16	83	49	29	83	16	102	117	144	49	35	87	49.2	19	UC 209	T 209	2.4
UCT 210	50	19	16	83	49	29	86	16	102	117	149	49	37	90	51.6	19	UC 210	T 210	2.5
UCT 211	55	25	19	102	64	35	95	22	130	146	171	64	38	106	55.6	22.2	UC 211	T 211	4.0
UCT 212	60	32	19	102	64	35	102	22	130	146	194	64	42	119	65.1	25.4	UC 212	T 212	5.0
UCT 213	65	32	21	111	70	41	121	26	151	167	224	70	44	137	65.1	25.4	UC 213	T 213	6.9
UCT 214	70	32	21	111	70	41	121	26	151	167	224	70	46	137	74.3	30.2	UC 214	T 214	7.0
UCT 215	75	32	21	111	70	41	121	26	151	167	232	70	48	140	77.8	33.3	UC 215	T 215	7.4
UCT 216	80	32	21	111	70	41	121	26	165	184	235	70	51	140	82.3	33.3	UC 216	T 216	8.3
UCT 217	85	38	29	124	73	48	157	30	173	198	260	73	54	162	85.7	34.1	UC 217	T 217	11.1

SDVV BEARING

UCT 300 (heavy-duty)

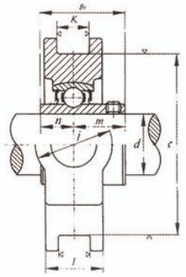

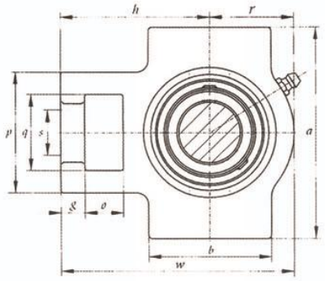

带座轴承代号 Bearing Unit No.	轴径 Shaft Dia. d (in.)	d (mm)	外形尺寸（英寸）或（毫米） Dimensions (in.)or(mm) o	g	p	q	i s	b	k	e	a	w	j	l	r	h	Bi	n	m	Bearing No.	Housing No.	重量 Weight (kg)
UCT 305		25	5/8	15/32	2 7/16	1 13/32	1 13/32	2 9/16	15/32	3 5/32	3 1/2	4 13/16	1 13/32	1 1/32	1 13/16	3	1.4961	0.5906	0.9055	UC 305		
305-16	1		16	12	62	36	26	65	12	80	89	122	36	26	46	76	38	15	23	305-16	T 305	1.4
305-18	1 1/8																			305-18		
UCT 306		30	23/32	9/16	2 3/4	1 5/8	1 7/64	2 29/32	5/8	3 35/64	15/16	5 13/32	1 5/8	1 3/32	2 1/16	3 11/32	1.6929	0.6693	1.0236	UC 306	T 306	1.8
306-19	1 3/16		18	14	70	41	28	74	16	90	100	137	41	28	52	85	43	17	26	306-19		
UCT 307-20	1 1/4																			UC 307-20		
307-22	1 3/8		25/32	19/32	2 15/16	1 25/32	1 3/16	3 5/32	5/8	3 15/16	4 3/8	5 29/32	1 25/32	1 1/4	2 7/32	3 11/16	1.8897	0.7480	1.1417	307-22	T 307	2.3
307		35	20	15	75	45	30	80	16	100	111	150	45	32	56	94	48	19	29	307		
307-23	1 7/16																			307-23		
UCT 308-24	1 1/2		7/8	21/32	3 9/32	1 31/32	1 17/64	3 1/2	45/64	4 13/32	4 7/8	6 3/8	1 31/32	1 11/32	2 7/16	3 15/16	2.0472	0.7480	1.2992	UC 308-24	T 308	3.0
308		40	22	17	83	50	32	89	18	112	124	162	50	34	62	100	52	19	33	308		
UCT 309-28	1 3/4		15/16	12/32	3 17/32	2 5/32	1 11/64	3 13/16	45/64	4 59/64	5 7/16	7	2 5/32	1 1/2	2 11/16	4 11/32	2.2441	0.8661	1.3780	UC 309-28	T 309	4.1
309		45	24	18	90	55	34	97	18	125	138	138	55	38	68	110	57	22	35	309		
UCT 310-30	1 7/8																			UC 310-30		
310-31	1 15/16		1 1/16	25/32	3 27/32	2 13/32	1 29/64	4 3/16	25/32	5 33/94	5 15/16	7 17/32	2 13/32	1 9/16	2 29/32	4 19/32	2.4015	0.8661	1.5354	310-31	T 310	4.9
310		50	27	20	98	61	37	106	20	140	151	191	61	40	74	117	61	22	39	310		
310-32																				310-32		
UCT 311-32	2		1 5/32	13/16	4 1/8	2 19/32	1 17/32	4 17/32	55/64	2 29/32	6 13/32	8 5/32	2 19/32	1 23/32	3 5/32	5	2.5984	0.9842	1.6142	UC 311-32	T 311	6.1
311		55	29	21	105	66	39	115	22	150	163	207	66	44	80	127	66	25	41	311		
UCT 312		60	1 7/32	29/32	4 7/16	2 25/32	1 39/64	4 27/32	55/64	6 19/64	7	8 21/32	2 25/32	1 13/16	3 11/32	5 5/16	2.7953	1.0236	1.7717	UC 312	T 312	7.6
312-36	2 1/4		31	23	113	71	41	123	22	160	178	220	71	46	85	135	71	26	45	312-36		
UCT 313-40	2 1/2		1 1/4	1	4 9/16	3/4	1 11/16	5 9/32	1 1/32	6 11/16	7 15/32	9 3/8	3 5/32	1 31/32	3 5/8	5 63/4	2.9528	1.1811	1.7717	UC 313-40	T 313	9.3
313		65	32	25	116	70	43	134	26	170	190	238	80	50	92	146	75	30	45	313		
UCT 314-44	2 3/4		1 13/32	1	5 1/8	3 11/32	1 13/16	5 1/2	1 1/32	7 3/32	7 15/16	9 29/32	3 17/32	2 1/16	3 13/16	6 3/32	3.0709	1.2992	1.7717	UC 314-44	T 314	11.1
314		70	36	25	130	85	46	140	26	180	202	252	90	52	97	155	78	33	45	314		
UCT 315		75	1 13/32	1	5 3/16	3 11/32	1 13/16	5 19/32	1 1/32	7 9/16	8 1/2	10 5/16	3 17/32	2 5/32	4 1/32	6 5/16	3.2283	1.2598	1.9685	UC 315	T 315	13
315-48	3		36	25	132	85	46	150	26	192	216	262	90	55	102	160	82	32	50	315-48		
UCT 316		80	1 21/32	1 3/32	5 29/32	3 27/32	2 3/32	6 5/16	1 3/16	8 1/32	9 1/16	11 3/32	4 1/32	2 3/8	4 1/4	6 27/32	3.3858	1.3386	2.0472	UC 316	T 316	16.2
316-50	3 1/8		42	28	150	98	53	160	30	204	230	282	102	60	108	174	86	34	52	316-50		
UCT 317		85	1 21/32	1 3/16	5 31/32	3 27/32	2 3/32	6 11/16	1 17/64	8 27/64	9 7/16	11 23/32	4 1/32	2 17/32	4 17/32	7 7/32	3.7795	1.5748	2.2047	UC 317	T 317	19
317-52	3 1/4		42	30	152	98	98	170	32	210	240	298	102	64	115	183	96	40	56	317-52		
UCT 318-56	3 1/2		1 13/16	1 3/16	6 5/16	4 3/6	2 1/4	6 7/8	1 17/64	8 31/32	10 1/32	12 9/32	4 11/32	2 19/32	4 23/32	7 9/16	3.7795	1.5748	2.2047	UC 318-56	T 318	21.6
318		90	46	30	160	106	57	175	32	228	255	312	110	66	120	192	96	40	56	318		
UCT 319			1 13/16	1 7/32	6 1/2	4 3/6	2 1/4	7 3/32	1 3/8	9 29/64	10 5/8	12 1/16	4 11/32	2 27/32	4 29/32	7 3/4	4.0551	1.6142	2.4409	UC 319	T 319	24.9
		95	46	31	165	106	57	180	35	240	270	322	110	72	125	197	103	41	62			
UCT 320		100	1 7/8	1 1/4	6 7/8	4 17/32	2 21/64	7 7/8	1 3/8	10 15/64	11 13/32	13 19/32	4 23/32	2 15/16	5 15/16	8 9/32	4.2519	1.6535	2.5984	UC 320	T 320	30.7
320-64	4		48	32	175	115	59	200	35	260	290	345	120	75	135	210	108	42	66	320-64		
UCT 322		110	2 1/16	1 1/2	6 9/32	4 29/32	2 9/16	8 15/32	1 1/2	11 7/32	12 19/32	15 5/32	5 1/8	3 5/32	5 29/32	9/14	4.6063	1.8110	2.7953	UC 322	T 322	39.7
			52	38	185	125	65	215	38	285	320	385	130	80	150	235	117	46	71			
UCT 324		120	2 3/8	1 21/32	8 9/32	5 1/2	2 3/4	9 1/16	1 49/64	12 19/32	13 31/32	17	5 1/2	3 17/32	6 1/2	10 1/2	4.9606	2.0079	2.9527	UC 324	T 324	54.4
			60	42	210	140	70	230	45	320	355	432	140	90	165	267	126	51	75			
UCT 326		130	2 9/16	1 25/32	8 21/32	5 29/32	2 61/64	9 7/16	1 31/32	13 25/32	15 5/32	18 5/16	5 29/32	3 15/16	7 3/32	11 7/32	5.3150	2.1260	3.1890	UC 326	T 326	69.3
			65	45	220	150	75	240	50	350	385	465	150	100	180	285	135	54	81			
UCT 328		140	2 3/4	1 31/32	9 1/16	6 5/16	3 5/32	10 1/32	1 31/32	14 61/64	16 11/32	20 9/32	6 3/32	3 15/16	7 7/8	12 13/32	5.7086	2.3228	3.3858	UC 328	T 328	85.1
			70	50	230	160	80	255	50	380	415	515	155	100	200	315	145	59	86			

UCPH 200 (normal-duty)

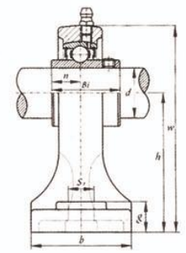

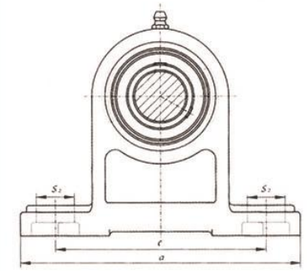

带座轴承代号 Bearing Unit No.	轴径 Shaft Dia. d (in.)	d (mm)	外形尺寸（英寸）或（毫米） Dimensions (in.)or(mm) h	a	e	b	S2	S1	g	w	Bi	n	螺栓 Bolt Used (mm)	(in.)	Bearing No.	Housing No.	重量 Weight (kg)
UCPH 201		12	2 3/4	5	3 3/4	1 9/16	3/4	1 / 2	35/64	3 31/32	1.2205	0.5000	M10	3/8	UC 201	PH 201	0.96
201-8	1 / 2		70	127	95	40	19	13	15	101	31.0	12.7			201-8		
UCPH 202		15	2 3/4	5	3 3/4	1 9/16	3/4	1 / 2	35/64	3 31/32	1.2205	0.5000	M10	3/8	UC 202	PH 202	0.96
202-10	5/8		70	127	95	40	19	13	15	101	31.0	12.7			202-10		
UCPH 203		17	2 3/4	5	3 3/4	1 9/16	3/4	1 / 2	35/64	3 31/32	1.2205	0.5000	M10	3/8	UC 203	PH 203	0.96
203-11	3 11/16		70	127	95	40	19	13	15	101	31.0	12.7			203-11		
UCPH 204-12	3/4	20	2 3/4	5	3 3/4	1 9/16	3/4	1 / 2	35/64	3 31/32	1.2205	0.5000	M10	3/8	UC 204-12	PH 204	0.96
204			70	127	95	40	19	13	15	101	31.0	12.7			204		
UCPH 205-14	7/8														UC 205-14		
205-15	15/16		3 5/32	5 1/2	4 1/8	1 31/32	3/4	1 / 2	5/8	4 1/2	1.3425	0.5630	M10	3/8	205-15	PH 205	1.2
205		25	80	140	105	50	19	13	16	114	34.1	14.3			205		
205-16	1														205-16		
UCPH 206-18	1 1/8														UC 206-18		
206		30	3 35/64	6 1/2	4 3/4	1 31/32	13/16	21/32	23/32	5 1/8	1.5000	0.6260	M14	1 /2	206	PH 206	1.6
206-19	1 3/16		90	165	121	50	21	17	18	130	38.1	15.9			206-19		
206-20	1 1/4														206-20		
UCPH 207-20	1 1/4														UC 207-20		
207-21	1 5/16		3 47/64	6 9/16	5	2 3/8	13/16	21/32	23/32	5 1/2	1.6890	0.6890			207-21		
207-22	1 3/8		95	167	127	60	21	17	18	140	42.9	17.5	M14	1 /2	207-22	PH 207	2.0
207		35													207		
207-23	1 7/16														207-23		
UCPH 208-24	1 1/2		3 15/16	7 1/4	5 13/32	2 3/4	13/16	21/32	25/32	5 29/32	1.9370	0.7480			UC 208-24		
208-25	1 9/16		100	184	137	70	21	17	20	150	49.2	19	M14	1 /2	208-25	PH 208	2.7
208		40													208		
UCPH 209-26	1 5/8														UC 209-26		
209-27	1 11/16		4 9/64	7 15/32	5 3/4	2 3/4	13/16	21/32	25/32	6 7/32	1.9370	0.7480	M14	1 /2	209-27	PH 209	3.0
209-28	1 3/4		105	190	146	70	21	17	20	158	49.2	19			209-28		
209		45													209		
UCPH 210-30	1 7/8														UC 210-30		
210-31	1 15/16		4 21/32	8 1/8	6 1/4	2 3/4	7/8	25/32	7/8	6 1/2	2.0315	0.7480	M16	5/8	210-31	PH 210	3.5
210		50	110	206	159	70	22	20	22	165	51.6	19			210		
210-32	2														210-32		

SDVV BEARING

UCPA 200 (normal-duty)

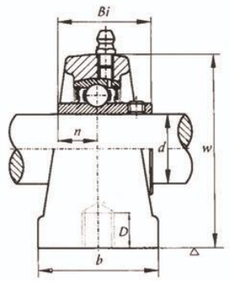

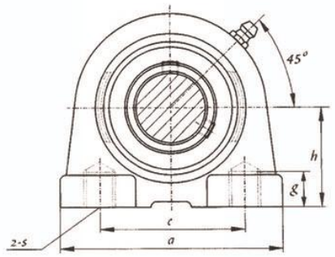

带座轴承代号 Bearing unit No.	轴径 Shaft Dia. d		外形尺寸（英寸）或（毫米） Dimensions (in.)or(mm)										螺栓 Bolt size	Bearing No.	Housing No.	重量 Weight (kg)
	(in.)	(mm)	h	a	e	b	s (mm)	g	w	D	Bi	n	(mm)			
UCPA 201		12	1 3/16	3	2 3/64	1 9/16	10	7/16	2 7/16	1 /2	1.2205	0.5000	M10	UC 201	PA 201	0.64
201-8	1 / 2		30.2	76	52	40		11	62	13	31.0	12.7		201-8		
UCPA 202		15	1 3/16	3	2 3/64	1 9/16	10	7/16	2 7/16	1 /2	1.2205	0.5000	M10	UC 202	PA 202	0.64
202-10	5/8		30.2	76	52	40		11	62	13	31.0	12.7		202-10		
UCPA 203		17	1 3/16	3	2 3/64	1 9/16	10	7/16	2 7/16	1 /2	1.2205	0.5000	M10	UC 203	PA 203	0.64
203-11	11/16		30.2	76	52	40		11	62	13	31.0	12.7		203-11		
UCPA 204-12	3/4		1 3/16	3	2 3/64	1 9/16	10	7/16	2 7/16	1 /2	1.2205	0.5000	M10	UC 204-12	PA 204	0.64
204		20	30.2	76	52	40		11	62	13	31.0	12.7		204		
UCPA 205-14	7/8													UC 205-14		
205-15	15/16		1 7/16	3 5/16	2 13/64	1 25//32	10	15/32	2 27/32	1 /2	1.3386	0.5630	M10	205-15	PA 205	0.83
205		25	36.5	84	56	45		12	72	13	34	14.3		205		
205-16	1													205-16		
UCPA 206-18	1 1/8		1 11/16	3 11/16	2 19/32	1 31/32		15/32	3 5/16	23/32	1.5000	0.6260		UC 206-18		
206		30	42.9	94	66	50	14	12	84	18	38.1	15.9	M14	206	PA 206	1.2
206-19	1 3/16													206-19		
UCPA 207-20	1 1/4													UC 207-20		
207-21	1 5/16		1 7/8	4 11/32	3 5/32	2 5/32		1 / 2	3 3/4	25/32	1.6890	0.6890		207-21		
207-22	1 3/8		47.6	110	80	55	14	13	95	20	42.9	17.5	M14	207-22	PA 207	1.7
207		35												207		
207-23	1 7/16													207-23		
UCPA 208-24	1 1/2		1 15/16	4 9//16	3 5/16	2 9/32		1 / 2	3 3/4	25/32	1.9370	0.7480		UC 208-24		
208-25	1 9/16		49.2	116	84	58	14	13	100	20	49.2	19	M14	208-25	PA 208	2.0
208		40												208		
UCPA 309-26	1 5/8													UC 209-26		
209-27	1 11/16		2 9/64	4 23/32	3 35/64	2 3/8	14	1 /2	4 1/4	1	1.9370	0.7480	M14	209-27	PA 209	2.2
209-28	1 3/4		54.2	120	90	60		13	100	25	49.2	19		209-28		
209		45												209		
UCPA 210-30	1 7/8													UC 210-30		
210-31	1 15/16		2 1/14	5 1/8	3 45/64	2 17/32	16	9/16	4 9/16	1	2.0315	0.7480	M16	210-31	PA 210	2.8
210		50	57.5	130	94	64		14	116	25	51.6	19		210		
210-32	2													210-32		

UCFA 200 (normal-duty)

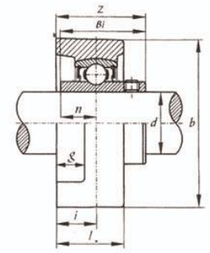

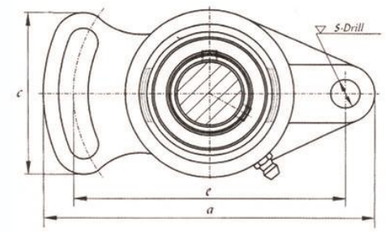

带座轴承代号 Bearing Unit No.	轴径 Shaft Dia. d		外形尺寸（英寸）或（毫米） Dimensions (in.)or(mm)											螺栓 Bolt Used		Bearing No.	Housing No.	重量 Weight (kg)
	(in.)	(mm)	a	e	l	g	l	s	b	z	c	Bi	n	(mm)	(in.)			
UCFA 201		12	3 27/32	3 5/64	19/32	7/16	1 1/25	25/64	2 23/64	1 5/16	1 31/32	1.2205	0.5000	M8	5/16	UC 201	FA 201	0.47
201-8	1 / 2		98	78	15	11	25.5	10	60	33.3	50	31.0	12.7			201-8		
UCFA 202		15	3 27/32	3 5/64	19/32	7/16	1 1/25	25/64	2 23/64	1 5/16	1 31/32	1.2205	0.5000	M8	5/16	UC 202	FA 202	0.47
202-10	5/8		98	78	15	11	25.5	10	60	33.3	50	31.0	12.7			202-10		
UCFA 203		17	3 27/32	3 5/64	19/32	7/16	1 1/25	25/64	2 23/64	1 5/16	1 31/32	1.2205	0.5000	M8	5/16	UC 203	FA 203	0.47
203-11	11/16		98	78	15	11	25.5	10	60	33.3	50	31.0	12.7			203-11		
UCFA 204-12	3/4		3 27/32	3 5/64	19/32	7/16	1 1/25	25/64	2 23/64	1 5/16	1 31/32	1.2205	0.5000	M8	5/16	UC 204-12	FA 204	0.47
204		20	98	78	15	11	25.5	10	60	33.3	50	31.0	12.7			204		
UCFA 205-14	7/8															UC 205-14		
205-15	15/16		4 7/8	3 55/64	5/8	33/64	1 1/16	15/32	2 3/4	1 13/32	2 9/16	1.3425	0.5630	M10	3/8	205-15	FA 205	0.68
205		25	124	98	16	13	27	12	70	35.7	65	34	14.3			205		
205-16	1															205-16		
UCFA 206-18	1 1/8															UC 206-18		
206		30	5 9/16	4 39/64	45/64	33/64	1 7/32	15/32	3 9/32	1 37/64	2 53/64	1.5000	0.6260	M10	3/8	206	FA 206	1.0
206-19	1 3/16		141	117	18	13	31	12	83	40.2	72	38.1	15.9			206-19		
206-20	1 1/4															206-20		
UCFA 207-20	1 1/4															UC 207-20		
207-21	1 5/16		6 3/32	5 1/8	3/4	9/16	1 11/32	35/64	3 25/32	1 3/4	3 15/64	1.6890	0.6890			207-21		
207-22	1 3/8		155	130	19	14	34	14	96	44.4	82	42.9	17.5	M12	7/16	207-22	FA 207	1.4
207		35														207		
207-23	1 7/16															207-23		
UCFA 208-24	1 1/2		6 23/32	5 43/64	53/ 64	9/16	1 27/64	35/64	4 1/8	2 1/64	3 27/64	1.9370	0.7480			UC 208-24		
208-25	1 9/16		171	144	21	16	36	14	105	51.2	87	49.2	19.0	M12	7/16	208-25	FA 208	1.7
208		40														208		
UCFA 209-26	1 5/8															UC 209-26		
209-27	1 11/16		7 1/6	5 53/64	55/64	9/16	1 1/2	41/64	4 3/8	2 1/16	3 35/64	1.9370	0.7480	M14	1 /2	209-27	FA 209	2.1
209-28	1 3/4		179	148	22	16	38	16	111	52.2	90	49.2	19			209-28		
209		45														209		
UCFA 210-30	1 7/8															UC 210-30		
210-31	1 15/16		7 7/16	6 3/16	55/64	9/16	1 37/64	41/64	4 9/16	2 5/32	3 45/64	2.0315	0.7480	M14	1 /2	210-31	FA 210	2.4
210		50	189	157	22	16	40	16	116	54.6	94	51.6	19			210		
210-32	2															210-32		
UCFA 211-32	2															UC 211-32		
211-34	2 1/8		8 1/2	7 1/4	63/64	5/8	1 11/6	41/64	5 1/4	2 19/64	4 3/32	2.1890	0.8740	M14	1 /2	211-34	FA 211	3.4
211		55	216	184	25	16	43	16	133	58.4	104	55.6	22.2			211		
211-35	2 3/16															211-35		